

THE HOGS SOFTBALL ENCYCLOPEDIA



2015 Championship Team



24th Edition - 2016 Celebrating 36 Years of Hogs Softball
America's Longest Running Softball Team

Published & Edited by Tom Sommers

Contents	Page	Contents	Page
 Managers and Team Pictures	2	 Hogs Softball Hall of Fame - Inaugural Class of 2016	13
 Lifetime Leaders	3	 Lifetime Player Roster	14-25
 All-Time Single Season Leaders	4	 Lifetime Pitcher Roster	26
 All-Time Individual Records	5	 Tribute to Stan Clark	26
 Leaders by Season - 1980-2015	6-8	 Team Records - 1980-2015	27
 Decade Summaries & Players of the Decade	9-12	 Historic Hogs Pictures	28-30


The Managers



Zip - 1980-1993



Eggy - 1994



Areno - 1995-2004



Andy - 2005-2015

Team Group Pictures



2015



2009



2002



2000



1999



1985



1980

HOGS LIFETIME LEADERS

TOP LIFETIME BATTING AVERAGES

Minimum 350 at-bats

HOGNAME	G	AB	H	2B	3B	HR	TB	R	RBI	BB	BARS	HA	OBA	SA	OPS	BA
1. Bloemer	119	383	189	46	15	40	385	141	181	4	91	0.989	0.491	1.005	1.496	0.493
2. Bucci	118	379	184	35	8	28	319	145	158	21	77	0.653	0.499	0.842	1.340	0.485
3. Centrella J	158	513	247	16	5	2	279	174	90	26	145	0.918	0.506	0.544	1.049	0.481
4. Sommers T	354	1034	495	22	20	6	575	328	134	106	267	1.094	0.525	0.556	1.081	0.479
5. Dixon	340	998	452	59	21	47	694	277	312	42	160	0.471	0.463	0.695	1.158	0.453
6. Centrella S	574	1672	755	25	12	0	804	482	274	118	568	1.279	0.482	0.481	0.963	0.452
7. Slavinski	136	444	198	38	7	14	292	168	89	26	123	0.904	0.474	0.658	1.131	0.446
8. Nixon	124	404	180	19	8	7	236	114	111	5	111	0.895	0.437	0.584	1.022	0.446
9. McNew	281	915	404	79	19	31	614	269	257	42	194	0.690	0.454	0.671	1.125	0.442
10. Pass	256	684	281	20	10	1	324	172	154	81	288	1.125	0.465	0.474	0.939	0.411
11. Rugh J	437	1219	499	40	25	37	700	279	360	50	325	0.982	0.414	0.574	0.988	0.409
12. Gottshall	207	535	213	8	1	0	223	102	80	30	228	1.101	0.428	0.417	0.845	0.398
13. Demiter	353	1007	398	51	29	37	618	256	252	32	327	1.282	0.398	0.614	1.011	0.395
14. Sommers D	151	407	159	13	4	5	195	75	75	14	98	0.860	0.397	0.479	0.876	0.391
15. Sturgeon J	191	486	181	15	5	3	215	86	97	23	99	0.631	0.394	0.442	0.836	0.372
16. Brignola	176	406	147	13	2	1	167	90	46	12	125	0.919	0.379	0.411	0.790	0.362
17. DeOrzio A	322	836	299	16	8	5	346	163	144	68	354	1.099	0.402	0.414	0.815	0.358
18. MacFarland	224	595	210	15	4	1	236	103	65	0	139	1.252	0.351	0.397	0.748	0.353
19. Wilson	163	438	153	8	8	8	201	74	98	11	171	1.049	0.354	0.459	0.813	0.349
20. McAllister	157	355	119	2	0	1	124	67	39	23	173	1.102	0.373	0.349	0.722	0.335
21. Crowley	239	551	175	10	12	0	209	81	72	43	163	1.072	0.362	0.379	0.741	0.318
22. Clark S	533	1247	384	22	14	1	437	212	162	121	448	1.039	0.363	0.350	0.713	0.308
23. Rock	204	482	143	9	4	4	172	82	86	43	215	1.059	0.346	0.357	0.703	0.297

LIFETIME BATTING LEADERS

ON-BASE AVG (350 AB)	SLUGGING PCT (350 AB)	OPS (350 AB)	RBIS	RUNS	WALKS
1. Sommers T 0.525	1. Bloemer 1.005	1. Bloemer 1.496	1. Rugh J 360	1. Centrella S 482	1. Clark S 121
2. Centrella J 0.506	2. Bucci 0.842	2. Bucci 1.340	2. Dixon 312	2. Sommers T 328	2. Centrella S 118
3. Bucci 0.499	3. Dixon 0.695	3. Dixon 1.158	3. Centrella S 274	3. Rugh J 279	3. Sommers T 106
4. Bloemer 0.491	4. McNew 0.671	4. Slavinski 1.131	4. McNew 257	4. Dixon 277	4. Pass 81
5. Centrella S 0.482	5. Slavinski 0.658	5. McNew 1.125	5. Demiter 252	5. McNew 269	5. DeOrzio A 68
6. Slavinski 0.474	6. Demiter 0.614	6. Sommers T 1.081	6. Bloemer 181	6. Demiter 256	6. Rugh J 50
7. Pass 0.465	7. Nixon 0.584	7. Centrella J 1.049	7. Clark S 162	7. Clark S 212	7. Rock 43
8. Dixon 0.463	8. Rugh J 0.574	8. Nixon 1.022	8. Bucci 158	8. Pass 172	7. Crowley 43
9. McNew 0.454	9. Sommers T 0.556	9. Demiter 1.011	9. Pass 154	9. Slavinski 168	9. Dixon 42
10. Nixon 0.437	10. Centrella J 0.544	10. Rugh J 0.988	10. DeOrzio A 144	10. DeOrzio A 163	9. McNew 42

HITS	DOUBLES	TRIPLES	HOME RUNS	EXTRA BASE HITS	TOTAL BASES
1. Centrella S 755	1. McNew 79	1. Demiter 29	1. Dixon 47	1. McNew 129	1. Centrella S 804
2. Rugh J 499	2. Dixon 59	2. Rugh J 25	2. Bloemer 40	2. Dixon 127	2. Rugh J 700
3. Sommers T 495	3. Demiter 51	3. Dixon 21	3. Demiter 37	3. Demiter 117	3. Dixon 694
4. Dixon 452	4. Bloemer 46	4. Sommers T 20	3. Rugh J 37	4. Rugh J 102	4. Demiter 618
5. McNew 404	5. Rugh J 40	5. McNew 19	5. McNew 31	5. Bloemer 101	5. McNew 614
6. Demiter 398	6. Slavinski 38	6. Bloemer 15	6. Bucci 28	6. Bucci 71	6. Sommers T 575
7. Clark S 384	7. Bucci 35	7. Clark S 14	7. Slavinski 14	7. Slavinski 59	7. Clark S 437
8. DeOrzio A 299	8. Centrella S 25	8. 4 With 12	8. Rugh C 13	8. Sommers T 48	8. Bloemer 385
9. Pass 281	9. Sommers T 22		9. Gladfelter 12	9. Hougnon 45	9. DeOrzio A 346
10. Centrella J 247	9. Clark S 22		10. 2 With 10	9. Rugh C 45	10. Pass 324

GAME WINNING RBIS	OUTFIELD ASSISTS	SACRIFICE FLIES	AT BATS	GAMES	SEASONS
1. Rugh J 17	1. Centrella S 60	1. Rugh J 58	1. Centrella S 1672	1. Centrella S 574	1. Centrella S 36
2. Demiter 15	2. Brignola 35	2. Demiter 42	2. Clark S 1247	2. Clark S 533	2. Clark S 25
3. Centrella S 12	3. Slavinski 22	3. Dixon 28	3. Rugh J 1219	3. Rugh J 437	3. McAllister 23
3. McNew 12	4. Sommers T 17	4. McNew 25	4. Sommers T 1034	4. Sommers T 354	4. Sommers T 22
5. Dixon 10	5. Bloemer 16	5. Clark S 23	5. Demiter 1007	5. Demiter 353	5. MacFarland 21
5. Bucci 10	6. Dixon 15	6. Centrella S 22	6. Dixon 998	6. Dixon 340	5. Rugh J 21
7. Sommers T 7	7. McAllister 13	7. Sommers D 15	7. McNew 915	7. DeOrzio A 322	7. Demiter 20
7. Slavinski 7	8. Rugh J 7	8. Wilson 14	8. DeOrzio A 836	8. McNew 281	7. Dixon 20
9. 3 With 6	8. Yancik Jim 7	9. Pass 13	9. Pass 684	9. Pass 256	9. Crowley 19
	10. 3 With 6	10. 2 With 12	10. MacFarland 595	10. Crowley 239	9. DeOrzio A 19

LIFETIME PITCHING LEADERS

WINS	WIN. PCT (10 DEC)	GAMES	LOSSES	SHUTOUTS	SEASONS
1. Clark S 152	1. Charlton 0.538	1. Clark S 462	1. Clark S 305	1. Clark S 5	1. Clark S 25
2. McNew 37	2. McNew 0.529	2. Pass 93	2. Pass 62	2. Sturgeon J 3	2. Sturgeon J 11
3. Pass 31	3. Sturgeon J 0.392	3. Sturgeon J 76	3. Sturgeon J 45	3. Pass 2	2. Pass 11
4. Sturgeon J 29	4. Centrella J 0.353	4. McNew 70	4. McNew 33		2. McNew 11
5. MacFarland 8	5. Clark S 0.333	5. MacFarland 31	5. MacFarland 18		5. MacFarland 10

LIFETIME BAR LEADERS (SINCE 1985)

HOGGING PCT (Min. 100 Bars)				BAR APPEARANCES			
1. Demiter 1.282	6. Gottshall 1.101	1. Centrella S 568	6. Pass 288				
2. Centrella S 1.279	7. DeOrzio A 1.099	2. Clark S 448	7. Sommers T 267				
3. MacFarland 1.252	8. Sommers T 1.094	3. DeOrzio A 354	8. Gottshall 228				
4. Pass 1.125	9. Crowley 1.072	4. Demiter 327	9. Rock 215				
5. McAllister 1.102	10. Rock 1.059	5. Rugh J 325	10. McNew 194				

HOGS ALL-TIME SINGLE SEASON LEADERS

ALL-TIME SINGLE SEASON BATTING LEADERS

BATTING AVG. (40 APP)			SLUGGING PCT. (40 APP)			ON BASE AVG. (40 APP)			OPS (40 APP)		
1. Speer	0.688	2015	1. Rugh C	1.449	2015	1. Rugh C	0.667	2015	1. Rugh C	2.116	2015
2. Rugh C	0.653	2015	2. Speer	1.271	2015	1. Speer	0.667	2015	2. Speer	1.938	2015
3. Pass	0.622	1996	3. Bucci	1.206	2011	3. Sommers T	0.659	1992	3. Bucci	1.801	2011
4. Nixon	0.611	2011	4. Bloemer	1.173	2006	4. Pass	0.633	1996	4. Rosario	1.743	1996
5. Pass	0.600	1999	5. Kopp	1.167	1980	5. Pass	0.615	1999	5. Bloemer	1.739	2006
5. Rugh C	0.600	2009	6. Rosario	1.150	1996	6. Hougnon	0.608	2001	6. Bloemer	1.732	2011
7. Rosario	0.588	1996	7. Bloemer	1.146	2011	7. Dixon	0.608	2001	7. Niegocki	1.684	2014
8. Sommers T	0.586	1992	8. Bloemer	1.122	2012	8. Sommers T	0.602	1989	8. Rugh C	1.667	2009
9. Bloemer	0.585	2011	9. Dixon	1.099	1999	9. 3 With	0.600	Many	9. Dixon	1.651	1999
10. 2 With	0.583	Many	10. Murphy	1.073	2004				10. Kopp	1.651	1980

GAMES			AT BATS			HITS			RUNS		
1. Centrella S	29	1990	1. Sommers T	89	1990	1. Rosario	47	1996	1. Sommers T	36	1992
1. Clark S	29	1990	2. McNew	88	2002	1. McNew	47	2000	2. Rosario	35	1996
1. Sommers T	29	1990	3. McNew	87	2000	3. Sommers T	43	1989	3. Sommers T	34	1993
1. Wilson	29	1990	4. Centrella S	84	1995	3. Sommers T	43	1990	4. Sommers T	32	1989
1. Centrella S	29	1992	5. Centrella S	82	1989	5. Sommers T	42	1993	4. McNew	32	2000
1. Clark S	29	1992	6. Sommers T	81	1988	5. Rugh J	42	1981	4. McNew	32	2002
1. Gottshall	29	1992	7. Sommers T	80	1993	5. Dixon	42	2001	4. Bucci	32	2011
8. Sommers T	28	1992	7. Rosario	80	1996	8. Sommers T	41	1992	4. Centrella J	32	2011
9. 14 With	27	Many	7. McNew	80	2001	8. Centrella S	41	1995	9. Dixon	31	2001
			10. 5 With	79	Many	8. McNew	41	2002	9. Rugh C	31	2015

DOUBLES			TRIPLES			HOME RUNS			TOTAL BASES		
1. Bloemer	14	2006	1. Rosario	8	1996	1. Dixon	10	1999	1. Rosario	92	1996
2. McNew	11	2003	1. Speer	8	2015	1. Bucci	10	2011	2. Dixon	78	1999
2. Rugh C	11	2015	3. Demiter	5	1982	3. Rosario	9	1996	3. Rugh C	71	2015
4. McNew	10	2007	3. Hougnon	5	2005	4. Kopp	8	1980	4. Kopp	70	1980
5. Kopp	8	1980	3. McNew	5	2006	4. McNew	8	2001	4. McNew	70	2002
5. Demiter	8	1988	6. 10 With	4	Many	4. Rugh C	8	2015	4. Bucci	70	2011
5. McNew	8	2002			7. Gladfelter	7	1980	7. McNew	69	2000	
5. Bloemer	8	2005			7. Dixon	7	1997	8. Dixon	67	2001	
9. 4 With	7	Many			7. Dixon	7	2001	9. Dixon	63	2000	
					7. McNew	7	2002	10. Demiter	62	1984	

RBIS			GAME WINNING RBIS			WALKS			OUTFIELD ASSISTS		
1. Rosario	38	1996	1. Rosario	4	1996	1. Sommers T	16	1991	1. Centrella S	9	1994
1. Bucci	38	2011	1. McNew	4	2002	2. Sommers T	15	1992	2. Centrella S	7	1982
3. Dixon	36	1999	3. Rugh J	3	1983	2. Clark S	15	2002	2. Centrella S	7	1990
4. Speer	34	2015	3. Sommers T	3	1983	4. Sommers T	13	1993	4. Centrella S	6	1986
5. Rugh C	33	2015	3. Demiter	3	1985	4. DeOrzio A	13	2002	4. Brignola	6	1988
6. Dixon	32	2000	3. Rugh J	3	1988	6. Pass	12	2002	6. Centrella S	5	1985
7. Demiter	30	1981	3. Leddy	3	1988	7. Centrella S	11	1992	6. Brignola	5	1986
8. Rugh J	29	1981	3. Dixon	3	2001	7. Pass	11	1995	6. Brignola	5	1989
8. Rugh J	29	1992	3. McNew	3	2007	7. Pass	11	2000	6. Centrella S	5	1989
10. Rugh J	28	1993	3. Slavinski	3	2015	10. 4 With	10	Many	6. Slavinski	5	2011

ALL-TIME SINGLE SEASON PITCHING LEADERS

WINS			WINNING PCT. (5 DEC)			GAMES			LOSSES		
1. Clark S	13	1980	1. Clark S	0.750	1981	1. Clark S	25	1980	1. Clark S	21	1999
2. McNew	12	2015	2. McNew	0.706	2015	1. Clark S	25	1995	2. Clark S	20	1994
3. Clark S	11	1985	3. Charlton	0.667	1981	3. Clark S	23	1993	3. Clark S	19	1998
3. Clark S	11	2002	4. Clark S	0.611	1985	3. Clark S	23	1994	4. Clark S	18	1991
5. Clark S	10	2001	5. Mathas	0.600	1984	3. Clark S	23	1997	5. Clark S	17	1995
			5. Sturgeon J	0.600	1988	3. Clark S	23	1999			

SINGLE SEASON BAR LEADERS

BAR APPEARANCES			HOGGING PCT. (Min. 15 Bars)		
1. Centrella S	33	1992	1. Demiter	26.000	1995
1. Clark S	33	1992	2. MacFarland	18.000	1990
1. Sommers T	33	1992	3. Centrella S	4.600	2002
4. 4 With	32	Many	4. Yancik John	2.250	1995
			5. Crowley	1.727	1992

HOGS ALL-TIME INDIVIDUAL RECORDS

MOST VALUABLE HOG	ROOKIE OF THE YEAR	CY HOG AWARD	IRON HOGS	
Outstanding Player	Outstanding Rookie	Outstanding Pitcher	Made Every Game & Bar - Since 1985	
1980 Charles Kopp	1980 Charles Kopp	1980 Stan Clark	1985 Stan Clark	2003 Cooper Altmiller
1981 John Rugh	1981 Charles Bolton	1981 Paul Charlton	Mike Demiter	Steve Centrella
1982 Steve Centrella	1982 Robert Weller	1982 Stan Clark	Dave MacFarland	Andy DeOrzio
1983 Tom Sommers	1983 Dan Sommers	1983 Stan Clark	1986 Steve Centrella	Noel McNew
1984 Mike Demiter	1984 John Mathas	1984 Stan Clark	Mike Demiter	2004 Steve Centrella
1985 Steve Centrella	1985 Jim Thorpe	1985 Stan Clark	1987 Stan Clark	Andy DeOrzio
1986 Tom Gottshall	1986 Tom Gottshall	1986 Jack Sturgeon	1988 Steve Centrella	Noel McNew
1987 Steve Centrella	1987 Mark Wilson	1987 Stan Clark	1989 Steve Centrella	2005 Chuck Bloemer
1988 Gary Brignola	1988 Tom Leddy	1988 Jack Sturgeon	1990 Steve Centrella	Andy DeOrzio
1989 Tom Sommers	1989 John McMaster	1989 Jack Sturgeon	Stan Clark	2006 Noel McNew
1990 Tom Sommers	1990 Phil Seufert	1990 Stan Clark	Tom Sommers	2007 Andy DeOrzio
1991 Tom Sommers	1991 Craig Bender	1991 Stan Clark	Mark Wilson	Jeff Nixon
1992 Tom Sommers	1992 Bruce Dayton	1992 Stan Clark	1991 Stan Clark	2008 Brandon Slavinski
1993 John Rugh	1993 John Johns	1993 Stan Clark	Tom Sommers	2009 Andy DeOrzio
1994 John Rugh	1994 Claude Weiss	1994 Stan Clark	1992 Steve Centrella	Brandon Slavinski
1995 Jim Yancik	1995 Jim Yancik	1995 Stan Clark	Stan Clark	2010 Justin Centrella
1996 Hector Rosario	1996 Pat Dixon	1996 Stan Clark	Tom Gottshall	Andy DeOrzio
1997 Pat Dixon	1997 Andy DeOrzio	1997 Stan Clark	1993 Stan Clark	2011 Josh Bucci
1998 Pat Dixon	1998 Tom McIntyre	1998 Stan Clark	1994 Stan Clark	2012 Justin Centrella
1999 Pat Dixon	1999 Noel McNew	1999 Stan Clark	Tom Gottshall	Mike Keenan
2000 Noel McNew	2000 Mark Streeper	2000 Stan Clark	1995 Steve Centrella	2013 Justin Centrella
2001 Pat Dixon	2001 Mike Hougnon	2001 Stan Clark	Stan Clark	2014 None
2002 Noel McNew	2002 Bob Greenaway	2002 Stan Clark	Dave Pierson	2015 None
2003 Noel McNew	2003 Chuck Bloemer	2003 Stan Clark	1996 Stan Clark	
2004 Kyle Murphy	2004 Kyle Murphy	2004 Stan Clark	1997 Steve Centrella	
2005 Charlie Bloemer	2005 Matt McGloin	2005 Noel McNew	Stan Clark	
2006 Charlie Bloemer	2006 Brandon Slavinski	2006 Elmer Pass	1998 Stan Clark	
2007 Charlie Bloemer	2007 Josh Hook	2007 Elmer Pass	1999 Stan Clark	
2008 Brandon Slavinski	2008 Josh Bucci	2008 Elmer Pass	Pat Dixon	
2009 Chris Rugh	2009 John Deem	2009 Elmer Pass	2000 Stan Clark	
2010 Brandon Slavinski	2010 None	2010 Elmer Pass	Andy DeOrzio	
2011 Josh Bucci	2011 Steve McMonigle	2011 Elmer Pass	Pat Dixon	
2012 Charlie Bloemer	2012 Mike Keenan	2012 Elmer Pass	2001 Steve Centrella	
2013 Josh Bucci	2013 Derf Niegocki	2013 Justin Centrella	2002 Noel McNew	
2014 Derf Niegocki	2014 Robert Speer	2014 Noel McNew		
2015 Chris Rugh	2015 Joey Cox	2015 Noel McNew		

SINGLE GAME RECORDS				SINGLE SEASON RECORDS				LIFETIME RECORDS				SEASONS LED TEAM			
At Bats	McNew, Pass, Streeper	7	2000	Games	Centrella S	29	90,92	Games	Centrella S	574		Games	Clark S	20	
Runs	MacFarl, Centrella S	5	1981, 1997		Clark S	29	90,92	At Bats	Centrella S	1672		At Bats	Centrella S	9	
	McNew, Centrella S	5	2000, 2001		Sommers T	29	1990	Runs	Centrella S	482		Runs	Sommers T	7	
Hits	McNew	6	2000		Wilson	29	1990	Hits	Centrella S	755		Hits	Sommers T	8	
Singles	Demiter, Dixon	5	1996, 2001		Gottshall	29	1992	Singles	Centrella S	718			Centrella	8	
Doubles	Chimeluski	3	1980	At Bats	Sommers T	89	1990	Doubles	McNew	79		Singles	Centrella S	12	
Triples	Kopp, MacFarland	2	1980	Runs	Sommers T	36	1992	Triples	Demiter	29		Doubles	Demiter	8	
	Rugh J	2	1981	Hits	Rosario	47	1996	Home Runs	Dixon	47		Triples	Sommers T	6	
	Sommers T	2	1983, 92, 93		McNew	47	2000	Total Bases	Centrella S	804		Home Runs	Demiter	10	
	Crowly, Pass	2	1995	Singles	Centrella S	40	1995	Ext. Base Hits	McNew	129		Total Bases	Sommers T	6	
Home Runs	Gladfelter	2	1980	Doubles	Bloemer	14	2006	RBI's	Rugh J	360		Ext. Base Hits	Demiter	9	
	Rugh J	2	1980, 85, 90	Triples	Rosario	8	1996	GWRBIs	Rugh J	17		RBI's	Rugh J	10	
	Demiter	2	1980, 1985		Speer	8	2015	Walks	Clark S	121		GWRBIs	Demiter	7	
	Sturgeon T, Rosario	2	1983, 1996	Home Runs	Dixon	10	1999	Sac. Flies	Rugh J	58		Walks	Sommers T	8	
	McHale	2	1997, 1997		Bucci	10	2011	Outfield Ass.	Centrella S	60		Walks	Sommers T	8	
	McIntyre	2	1998	Ext. Base Hits	Rugh C	21	2015	On Base Avg.	Sommers T	0.525		Sac. Flies	Rugh J	8	
	Hougnon	2	2001	RBI's	Rosario	38	1996	Slugging Pct.	Bloemer	1.005		Outfield Ass.	Centrella S	9	
	Dixon	2	1999(2), 2001		Bucci	38	2011	OPS	Bloemer	1.496					
	Bloemer	2	2003, 2004	GWRBIs	Rosario	4	1996	Batting Avg.	Bloemer	0.493		On Base Avg.	Sommers T	6	
RBIs	Rugh J	6	1985, 1992		McNew	4	2002	Hogging Pct.	Demiter	1.282		Slugging Pct.	Demiter, Dixon	5	
	Gragilla, Rosario	6	1990, 1996	Total Bases	Sommers T	92	1996	Bar Appear.	Centrella S	568		OPS	Sommers T	5	
	McHale, Dixon	6	1997, 1999	Walks	Sommers T	16	1991					Dixon	5		
	Clark S	6	2000	Sac. Flies	Rugh J	7	1986	Pitcher Wins	Clark S	152		Batting Avg.	Sommers T	6	
	Dixon	6	2000, 2001		Dixon	7	2002	Pitcher Losses	Clark S	305		Hogging Pct.	Centrella S	6	
	DeOrzio D	6	2002	Outfield Ass.	Centrella S	9	1994	Pitch Win Pct.	Charlton	0.538		Bar Appear.	Centrella S	13	
Total Bases	Demiter	10	1984	On Base Avg.	Speer	0.667	2015	Shutouts	Clark S	5		Pitcher Wins	Clark S	22	
Walks	Sommers T	4	1985, 1987		Rugh C	0.667	2015					Pitcher Losses	Clark S	21	
Sac. Flies	Rugh J	2	1983, 1985	Slugging Pct.	Rugh C	1.449	2015	Seasons	Centrella S	36		Pitcher Games	Clark S	21	
	Clark S, Demiter	2	1983	OPS	Rugh C	2.116	2015	Iron Hog Yrs.	Clark S	13		MVH Seasons	Sommers T	5	
	Wilson	2	1992	Batting Avg.	Speer	0.688	2015								
Outfield Ass.	Centrella S	2	1982, 90, 94	Hogging Pct.	Demiter	26.00	1995								
	Brignola	2	1990, 1991	Bar Appear.	Centrella S	33	1992								
	McAllister	2	1991		Clark S	33	1992								
Pitcher Ks	Clark S	4	1985		Sommers T	33	1992								
	Sturgeon J	4	1987	Pitcher Wins	Clark S	13	1980								
				Pitcher Losses	Clark S	21	1999								
				Winning Pct.	Clark S	0.750	1981								

SPECIAL HOG RECORDS				TRIPLE CROWN WINNERS		GRAND SLAM HOME RUNS	
Hit for Cycle in One Game	Mike Demiter		1984	Mike Demiter	1984	John Rugh	1985
Struck Out The Side	Stan Clark		1985	John Rugh	1994	Jim Yancik	1995
Consecutive Games Played	Stan Clark	364	1990-2004	Jim Yancik	1995	Dennis Buhsmer	1996
Consecutive Game Hitting Streak	Steve Centrella	20	1995, 2000	Charlie Bloemer	2006	Mike McHale	1997
Consecutive Hits	Justin Centrella	14	2007	Charlie Bloemer	2007	John Keller	2000
Most At-Bats Without a Walk	Dave MacFarland	595	1980-2002	Chris Rugh	2009		

HOGS LEADERS BY SEASON

INDIVIDUAL BATTING LEADERS BY SEASON

BATTING AVG.		SLUGGING PCT.		ON BASE AVG.		OPS		
1980	Kopp	0.500	1980	Kopp	1.167	1980	Kopp	1.651
1981	Rugh J	0.583	1981	Rugh J	0.847	1981	Rugh J	1.437
1982	Chimeluski	0.511	1982	Demiter	0.692	1982	Chimeluski	1.189
1983	Sommers T	0.478	1983	Sommers T	0.642	1983	Sommers T, Centrella S	1.142
1984	Demiter	0.507	1984	Demiter	0.925	1984	Demiter	1.440
1985	Centrella S	0.548	1985	Rugh J	0.849	1985	Centrella S	1.349
1986	Gottshall	0.556	1986	Demiter	0.633	1986	Gottshall	1.148
1987	Sommers T	0.526	1987	Sommers T	0.553	1987	Sommers T	1.153
1988	Brignola	0.490	1988	Demiter	0.736	1988	Crowly	1.125
1989	Sommers T	0.566	1989	Sommers T	0.671	1989	Sommers T	1.273
1990	Sommers D	0.522	1990	Sommers D	0.674	1990	Sommers D	1.194
1991	Sommers T	0.468	1991	Demiter	0.600	1991	Sommers T	1.125
1992	Sommers T	0.586	1992	Sommers T	0.686	1992	Sommers T	1.345
1993	Sommers T	0.525	1993	Rugh J	0.766	1993	Sommers T	1.312
1994	Rugh J	0.491	1994	Rugh J	0.745	1994	Rugh J, Centrella S	1.245
1995	Yancik Jim	0.516	1995	Yancik Jim	0.875	1995	Yancik Jim	1.418
1996	Pass	0.622	1996	Rosario	1.150	1996	Pass	1.743
1997	Pass	0.488	1997	Dixon	0.879	1997	Pass	1.379
1998	Pass	0.543	1998	Dixon, McHale	0.833	1998	Pass	1.325
1999	Pass	0.600	1999	Dixon	1.099	1999	Pass	1.651
2000	Centrella S	0.551	2000	Dixon	0.840	2000	Centrella S	1.340
2001	Dixon, Hougnon	0.583	2001	Dixon	0.931	2001	Hougnon	1.538
2002	Hougnon	0.564	2002	McNew	0.795	2002	Hougnon	1.290
2003	McNew	0.548	2003	Bloemer	0.956	2003	Hougnon	1.404
2004	Greenaway	0.500	2004	Murphy	1.073	2004	Greenaway	1.549
2005	Dixon	0.556	2005	Bloemer	0.938	2005	Dixon	1.422
2006	Bloemer	0.577	2006	Bloemer	1.173	2006	Bloemer	1.739
2007	Bloemer	0.574	2007	Bloemer	1.064	2007	Bloemer	1.626
2008	Hook	0.468	2008	Bucci	0.524	2008	Hook	0.969
2009	Rugh C	0.600	2009	Rugh C	1.067	2009	Rugh C	1.667
2010	Centrella J	0.529	2010	Slavinski	0.676	2010	Centrella J	1.173
2011	Nixon	0.611	2011	Bucci	1.206	2011	Nixon	1.801
2012	Nixon	0.561	2012	Bloemer	1.122	2012	Nixon	1.634
2013	Slavinski	0.593	2013	Bucci	1.027	2013	Slavinski	1.559
2014	Boland	0.630	2014	Niegocki	1.119	2014	Boland	1.684
2015	Speer	0.688	2015	Rugh C	1.449	2015	Speer, Rugh C	2.116

HITS		DOUBLES		TRIPLES		HOME RUNS		
1980	Rugh J	37	1980	Kopp	8	1980	Kopp	8
1981	Rugh J	42	1981	Demiter, MacFarland	3	1981	Rugh J	5
1982	Centrella S	28	1982	Charlton, Rugh J	3	1982	Demiter	2
1983	Sommers T	32	1983	Sommers D	3	1983	Sommers T	2
1984	Demiter	34	1984	Demiter	6	1984	Centrella S, Demiter	2
1985	Centrella S	34	1985	Demiter	4	1985	Sommers T	6
1986	Sommers T, Rugh J	31	1986	MacFarland, Demiter	3	1985	Rugh J	5
	Demiter, Centrella S	31	1987	Sturgeon J	3	1986	Demiter	4
1987	Centrella S	28	1988	Demiter	8	1987	Gerstenberger	2
1988	Wilson, Centrella S	30	1989	Demiter	6	1988	Leddy, Rugh J	3
	Sommers T	30	1990	Sommers D	4	1989	Sommers T	1
1989	Sommers T	43	1991	Sommers T	4	1990	Gragilla, Sommers T	4
1990	Sommers T	43	1992	Demiter, Sommers T	3	1991	Rugh J, Wilson, Sommers T	3
1991	Sommers T	36	1993	Clark S, Rugh J	3	1992	Clark S, Sommers T	1
1992	Sommers T	41	1994	Demiter, Rugh J	3		Sommers T, Sturgeon J	1
1993	Sommers T	42	1995	Rugh J	4	1993	Demiter	3
1994	Centrella S	29	1996	Pierson D	5	1994	Pierson	3
1995	Centrella S	41	1997	Hitner, McHale	3	1995	Yancik Jim	4
1996	Rosario	47	1998	McHale	5	1996	Rosario	9
1997	Centrella S	31	1999	Dixon	7	1997	Demiter	7
1998	McIntyre	27	2000	McNew	6	1998	McHale	5
1999	Dixon	37	2001	DeOrzio A	4	1999	Dixon, McNew, Pierson D	10
2000	McNew	47	2002	McNew	8	2000	Clark, Dixon, McNew, Pass	6
2001	Dixon	42	2003	McNew	11	2001	Centrella S, DeOrzio D	8
2002	McNew	41	2004	Hougnon	6	2002	Dronitsky, Greenaway	7
2003	McNew	34	2005	Bloemer	8	2003	Greenaway	6
2004	Hougnon	22	2006	Bloemer	14	2004	Altmiller	6
2005	Dixon	35	2007	McNew	10	2005	Hougnon	4
2006	Bloemer	30	2008	McNew	3	2006	McNew	5
2007	Bloemer	27	2009	Rugh C	7	2007	Bloemer	4
2008	Hook	22	2010	Slavinski	5	2008	Rugh C	1
2009	Rugh C, Centrella J	27	2011	Slavinski	7	2009	Rugh C	2
2010	Centrella J	18	2012	Bloemer	6	2010	6 With	1
2011	Nixon, Bucci, Centella J	33	2013	Slavinski, McNew, Bucci	4	2011	Dixon	10
2012	Nixon, Bucci	23	2014	Bucci, McNew	6	2012	McMonigle	6
2013	Bucci	19	2015	Rugh C	11	2013	McNew, Richards, Dixon	5
2014	Boland, Centrella J	29				2014	Boland	4
2015	Speer	33				2015	Speer	8
						2015	Rugh C	8

HOGS LEADERS BY SEASON 2

INDIVIDUAL BATTING LEADERS BY SEASON

EXTRA BASE HITS		TOTAL BASES		RUNS		RBIS		
1980	Kopp	20	1980 Kopp	70	1980 Rugh J	28	1980 Not Available	
1981	Demiter	11	1981 Rugh J	61	1981 Rugh J	27	1981 Demiter	30
1982	Demiter	9	1982 Demiter	45	1982 Demiter	21	1982 Centrella S, Demiter	16
1983	Rugh J, Sommers T	5	1983 Sommers T	43	1983 Sommers T	22	1983 Rugh J	20
1984	Demiter	14	1984 Demiter	62	1984 Demiter	26	1984 Demiter	24
1985	Demiter	10	1985 Demiter	48	1985 Centrella S	23	1985 Rugh J	27
1986	Demiter	9	1986 Demiter	50	1986 Sommers T	18	1986 Rugh J	25
1987	Demiter	4	1987 Centrella S	32	1987 Centrella S	21	1987 Wilson	16
1988	Demiter	12	1988 Wilson	40	1988 Centrella S	21	1988 Rugh J	21
1989	Demiter	8	1989 Sommers T	51	1989 Sommers T	32	1989 Rugh J	23
1990	Gragilla, Sommers T	6	1990 Sommers T	55	1990 Sommers T	24	1990 Rugh J, Centrella S	16
1991	Demiter, Rugh J	6	1991 Sommers T	44	1991 Sommers T	27	1991 Rugh J	19
	Sommers T	6	1992 Sommers T	48	1992 Sommers T	36	1992 Rugh J	29
1992	Sommers T	5	1993 Sommers T	50	1993 Sommers T	34	1993 Rugh J	28
1993	Rugh J	8	1994 Rugh J	41	1994 Gottshall	19	1994 Rugh J	19
1994	Rugh J	7	1995 Yancik Jim	56	1995 Centrella S	27	1995 Yancik Jim	25
1995	Yancik Jim	11	1996 Rosario	92	1996 Rosario	35	1996 Rosario	38
1996	Rosario	19	1997 Dixon	51	1997 Centrella S	22	1997 Dixon, McHale	20
1997	Dixon	9	1998 Dixon, McIntyre	45	1998 McIntyre	20	1998 Dixon	22
1998	Dixon, McHale	9	1999 Dixon	78	1999 Dixon	30	1999 Dixon	36
	McIntyre	9	2000 McNew	69	2000 McNew	32	2000 Dixon	32
1999	Dixon	19	2001 Dixon	67	2001 Dixon	31	2001 Dixon, Hougnon	25
2000	McNew	12	2002 McNew	70	2002 McNew	32	2002 DeOrzio D, McNew	26
2001	McNew	11	2003 McNew	53	2003 Hougnon	25	2003 McNew	23
2002	McNew	15	2004 Murphy	44	2004 Murphy	17	2004 Bloemer	19
2003	McNew	14	2005 Bloemer	60	2005 Bloemer	25	2005 Bloemer	24
2004	Hougnon, Murphy	9	2006 Bloemer	61	2006 Bloemer	21	2006 Bloemer	25
2005	Bloemer	16	2007 Bloemer	50	2007 Bloemer,McNew,Slavinski	18	2007 Bloemer	26
2006	Bloemer	20	2008 Hook, Slavinski	24	2008 Slavinski	14	2008 McNew	13
2007	Bloemer	11	2009 Rugh C	48	2009 Rugh C, Slavinski	17	2009 Rugh C	24
2008	Rugh C	4	2010 Slavinski	25	2010 Slavinski	15	2010 Bucci	12
2009	Rugh C	13	2011 Bucci	70	2011 Bucci, Centrella J	32	2011 Bucci	38
2010	Slavinski	6	2012 Bloemer	46	2012 Bucci, Bloemer	19	2012 Bloemer	24
2011	Bucci	16	2013 Bucci	38	2013 Slavinski	18	2013 Bucci	20
2012	Bloemer	13	2014 Niegocki	47	2014 Centrella J	30	2014 Niegocki	32
2013	Bucci	9	2015 Rugh C	71	2015 Rugh C	31	2015 Speer	34
2014	Niegocki, Bucci	11						
2015	Rugh C	21						
GAMES		AT BATS		WALKS				
1980	Clark S, Rugh J	25	2001 Clark S, Dixon	23	1980 Rugh J	79	1980 Sommers T	5
1981	Centrella S, MacFarland	24	Duff, McNew	23	1981 Centrella S, MacFarland	72	1981 Crowley	7
	Rugh J	24	Centrella S	23	Rugh J	72	1982 Crowley	9
1982	Centrella S, Clark S	24	2002 Clark S, McNew	24	1982 MacFarland	68	1983 Centrella S, Crowley	5
1983	Centrella S, Clark S	21	2003 Centrella S, Clark S	20	1983 Sommers T	67	1984 Sommers T	6
	MacFarland, Sommers T	21	McNew, Altmiller	20	1984 Demiter	67	1985 Sommers T	8
1984	Centrella S, Clark S	22	DeOrzio A	20	1985 Demiter, Centrella S	62	1986 Sommers T	9
	MacFarland, Sommers T	22	2004 Centrella S, Clark S	16	1986 Demiter, Centrella S	79	1987 Centrella S	10
1985	Centrella S, Clark S	22	McNew, Huyhn	16	1987 Rugh J	69	1988 Centrella S	7
	Demiter, MacFarland	22	DeOrzio A	16	1988 Sommers T	81	1989 Sommers T	7
	Sturgeon J	22	2005 Dixon, Bloemer	18	1989 Centrella S	82	1990 Centrella S	7
1986	Demiter, Centrella S	27	McNew, DeOrzio A	18	1990 Sommers T	89	1991 Sommers T	16
1987	Clark S	27	2006 McNew	17	1991 Sommers T	77	1992 Sommers T	15
1988	Centrella S, Wilson	27	2007 McNew, Nixon, DeOrzio A	15	1992 Gottshall	73	1993 Sommers T	13
1989	Centrella S	27	2008 Slavinski	18	1993 Sommers T	80	1994 Centrella S	9
1990	Centrella S, Clark S	29	2009 Slavinski, DeOrzio A	18	1994 Centrella S	67	1995 Pass	11
	Sommers T, Wilson	29	2010 Centrella J, Slavinski	12	1995 Centrella S	84	1996 Clark S	7
1991	Clark S	27	Bucci, Dixon, DeOrzio A	12	1996 Rosario	80	1997 Clark S	8
	Sommers T	27	2011 Bucci, Centrella J	17	1997 Centrella S	65	1998 Dixon	6
1992	Centrella S, Clark S	29	McMonigle, DeOrzio A	17	1998 Pierson D	61	1999 Pass	10
	Gottshall	29	2012 McMonigle, Centrella J	16	1999 Dixon	71	2000 Pass	11
1993	Clark S	27	Keenan M	16	2000 McNew	87	2001 Dixon	6
1994	Clark S, Gottshall	24	2013 Keenan M, Centrella J	15	2001 McNew	80	2002 Clark S	15
1995	Centrella, Clark S	27	2014 Dixon	16	2002 McNew	88	2003 DeOrzio A	9
	Pierson D	27	2015 Dixon, Nixon, McNew	16	2003 Centrella S	69	2004 Clark S	8
1996	Clark S, Pierson D	24			2004 Centrella S, McNew	50	2005 DeOrzio A	5
	Rosario	24			2005 Bloemer	57	2006 4 With	4
1997	Centrella S, Clark S	25			2006 McNew	54	2007 Slavinski	4
	Hitner, McHale	25			2007 McNew	53	2008 Slavinski	3
	Pierson D	25			2008 Slavinski	57	2009 McNew	7
1998	Clark S, Pierson D	22			2009 Bucci	55	2010 Pass	3
1999	Clark S, Dixon	25			2010 Slavinski	37	2011 Pass	9
2000	Clark S, DeOrzio A	22			2011 Centrella J	63	2012 McNew	6
	DeOrzio D, Dixon	22			2012 Centrella J	49	2013 Centrella J	5
	McNew	22			2013 Centrella J	42	2014 Centrella J, Bucci	3
					2014 Centrella J, Bucci	54	2015 Bucci	10
					2015 Nixon	60		

HOGS LEADERS BY SEASON 3

INDIVIDUAL BATTING LEADERS BY SEASON

GAME WINNING RBIS		OUTFIELD ASSISTS		HOGGING PCT. (10 BARS MIN.)		BAR APPEARANCES					
1980	Not Available	1980	Not Available			1985	Clark S, Demiter	22			
1981	Not Available	1981	Sommers T	4			MacFarland, Sommers T	22			
1982	Not Available	1982	Centrella S	7		1986	Centrella S	27			
1983	Rugh J, Sommers T	3	1983	Brignola	4	1986	Demiter	27			
1984	Demiter, Sturgeon J	2	1984	Centrella S	4	1987	Clark S	27			
1985	Demiter	3	1985	Centrella S	5	1985	Sommers T	1.048	1988	Centrella S	27
1986	MacFarland	2	1986	Centrella S	6	1986	Gottshall	1.150	1989	Centrella S	27
1987	7 With	1	1987	Brignola	3	1987	Sommers T	1.500	1990	Centrella S, Wilson	31
1988	Leddy, Rugh J	3	1988	Brignola	6	1988	Rock	1.250	1991	Sommers T	31
1989	Demiter	2	1989	Brignola, Centrella S	5	1989	Gottshall	1.222	1991	Sommers T	32
1990	Tabor, Centrella S	2	1990	Centrella S	7	1990	MacFarland	18.00	1992	Centrella S, Clark S	33
1991	Rugh J	2	1991	McAllister	4	1991	Centrella S	1.462		Sommers T	33
1992	Demiter	2	1992	Centrella S	3	1992	Crowly	1.727	1993	Clark S	29
1993	Johns	2	1993	Johns	3	1993	Demiter	1.222	1994	Clark S	28
1994	3 With	1	1994	Centrella S	9	1994	Demiter	1.316	1993	Clark S	29
1995	McHale, Pass	2	1995	Centrella S	4	1995	Demiter	26.00	1994	Clark S	28
1996	Rosario	4	1996	Dixon	3	1996	Demiter	1.250	1995	Centrella S, Clark S	32
1997	7 With	1	1997	McHale	3	1997	Demiter	1.190	1996	Clark S	27
1998	2 With	1	1998	Dixon, McAllister	2	1998	Centrella S	1.647	1997	Centrella S, Clark S	28
1999	2 With	1		McIntyre	2	1999	DeOrzio D	1.167	1998	Centrella S	28
2000	8 With	1	1999	Dixon, Yancik	2	2000	Centrella S	1.400	1999	Centrella S, Clark S, Dixon	25
2001	Dixon	3	2000	DeOrzio D, Dixon	3	2001	Centrella S	1.130	2000	Centrella S	28
2002	McNew	4	2001	Dixon	2	2002	Centrella S	4.600	2001	Centrella S	26
2003	Altmiller, DeOrzio A	2	2002	Dixon, Keller	2	2003	Centrella S, McNew	1.250	2002	McNew	28
2004	4 With	1	2003	Altmiller	2		DeOrzio A	1.250	2003	CentrellaS,McNew,DeOrzio	25
2005	Centrella J	3	2004	Altmiller, Bloemer	1	2004	Pass	4.333	2004	Centrella S	20
2006	Baum, Slavinski	2	2005	3 With	1	2005	Centrella S	5.500	2005	Bloemer, DeOrzio A	19
2007	McNew	3	2006	Bloemer	4	2006	DeOrzio A	1.143	2006	McNew	19
2008	5 With	1	2007	Bloemer	4	2007	Centrella J	1.214	2007	CentrellaJ,Nixon,DeOrzioA	17
2009	4 With	2	2008	Slavinski	2	2008	DeOrzio A	1.214	2008	Slavinski	19
2010	Not Available		2009	Slavinski	3	2009	Deem	1.214	2009	Slavinski, DeOrzio A	20
2011	Bucci	2	2010	Slavinski	2	2010	DeOrzio A	1.083	2010	DeOrzio A	13
2012	Bloemer, Pass, Nixon	1	2011	Slavinski	5	2011	Bucci	1.118	2011	Bucci	19
2013	4 With	1	2012	Bloemer	2	2012	Lesage	9.667	2012	DeOrzio,Keenan,Lesage	17
2014	Bucci	2	2013	Slavinski, Bloemer	1	2013	Bucci	1.077	2013	Centrella J	15
2015	Slavinski	3	2014	Slavinski	2	2014	DeOrzio A	1.333	2014	DeOrzio A	20
			2015	Slavinski, Niegoski	2	2015	Rugh C	1.077	2015	Rugh C	14

INDIVIDUAL PITCHING LEADERS BY SEASON

WINS		WINNING PCT. (5 DEC)		GAMES		LOSSES					
1980	Clark S	13	1980	Clark S	0.520	1980	Clark S	25	1980	Clark S	12
1981	Charlton, Clark S	6	1981	Clark S	0.750	1981	Charlton	9	1981	Charlton	3
1982	Clark S	7	1982	Clark S	0.333	1982	Clark S	21	1982	Clark S	14
1983	Clark S	8	1983	Clark S	0.400	1983	Clark S	20	1983	Clark S	12
1984	Clark S	7	1984	Mathas	0.600	1984	Clark S	16	1984	Clark S	9
1985	Clark S	11	1985	Clark S	0.611	1985	Clark S	18	1985	Clark S	7
1986	Sturgeon J	4	1986	Sturgeon J	0.333	1986	Sturgeon J	13	1986	MacFarland	9
1987	Clark S	6	1987	Clark S	0.300	1987	Clark S	20	1987	Clark S	14
1988	Sturgeon J	9	1988	Sturgeon J	0.600	1988	Sturgeon J	15	1988	Sturgeon J	6
1989	Sturgeon J	7	1989	Sturgeon J	0.412	1989	Sturgeon J	17	1989	Sturgeon J	10
1990	Clark S	7	1990	Sturgeon J	0.429	1990	Clark S	20	1990	Clark S	13
1991	Clark S	3	1991	Sturgeon J	0.167	1991	Clark S	21	1991	Clark S	18
1992	Clark S	6	1992	Sturgeon J	0.400	1992	Clark S	19	1992	Clark S	13
1993	Clark S	6	1993	Sturgeon J	0.400	1993	Clark S	23	1993	Clark S	15
1994	Clark S	3	1994	Clark S	0.130	1994	Clark S	23	1994	Clark S	20
1995	Clark S	8	1995	Clark S	0.320	1995	Clark S	25	1995	Clark S	17
1996	Clark S	7	1996	Clark S	0.304	1996	Clark S	23	1996	Clark S	16
1997	Clark S	7	1997	Clark S	0.333	1997	Clark S	21	1997	Clark S	14
1998	Clark S	2	1998	Clark S	0.095	1998	Clark S	21	1998	Clark S	19
1999	Clark S	2	1999	Clark S	0.087	1999	Clark S	23	1999	Clark S	21
2000	Clark S	9	2000	Clark S	0.409	2000	Clark S	22	2000	Clark S	13
2001	Clark S	10	2001	Clark S	0.455	2001	Clark S	22	2001	Clark S	12
2002	Clark S	11	2002	Clark S	0.500	2002	Clark S	22	2002	Clark S	11
2003	Clark S	8	2003	Clark S	0.421	2003	Clark S	19	2003	Clark S	11
2004	Clark S	3	2004	Clark S	0.200	2004	Clark S	15	2004	Clark S	12
2005	McNew	7	2005	McNew	0.389	2005	McNew	18	2005	McNew	11
2006	Pass	5	2006	Pass	0.455	2006	Pass	11	2006	Pass	6
2007	Pass	5	2007	Pass	0.357	2007	Pass	14	2007	Pass	9
2008	Pass	5	2008	Pass	0.313	2008	Pass	16	2008	Pass	11
2009	Pass	8	2009	Pass	0.533	2009	Pass	15	2009	Pass	7
2010	Pass	3	2010	Pass	0.300	2010	Pass	10	2010	Pass	7
2011	Pass, McNew	3	2011	Pass	0.188	2011	Pass	13	2011	Pass	10
2012	McNew	2	2012	Pass	0.100	2012	Pass	10	2012	Pass	9
2013	Centrella J	3	2013	Centrella J	0.231	2013	Centrella J	13	2013	Centrella J	10
2014	McNew	8	2014	McNew	0.571	2014	McNew	14	2014	McNew	6
2015	McNew	12	2015	McNew	0.706	2015	McNew	17	2015	McNew	5

2010s DECADE SUMMARY



2010s DECADE TOTALS

Player of the Decade (So Far): Josh Bucci

Batting Avg. <small>Minimum 200 appear.</small>		Slugging Pct. <small>Minimum 200 appear.</small>		On-Base Avg. <small>Minimum 200 appear.</small>		OPS <small>Minimum 200 appear.</small>		Runs	Hits	Home Runs	RBIs	Total Bases	
1. Slavinski	0.502	1. Bucci	0.933	1. Slavinski	0.527	1. Bucci	1.447	1. Bucci	126	1. Bucci	139	1. Bucci	263
2. Bucci	0.493	2. Slavinski	0.806	2. Bucci	0.515	2. Slavinski	1.332	2. Slavinski	109	2. Bloemer	15	2. Nixon	199
3. Nixon	0.490	3. Nixon	0.653	3. Centrella J	0.511	3. Nixon	1.135	3. Centrella J	99	3. Slavinski	12	3. Nixon	156
4. Centrella J	0.480	4. McNew	0.609	4. Nixon	0.482	4. Centrella J	1.056	4. Nixon	81	4. Rugh C	10	4. Dixon	141
5. Dixon	0.402	5. McMonigle	0.582	5. McNew	0.411	5. McNew	1.020	5. McNew	58	5. Niegocki	8	5. Centrella J	135

2010													
Batting Avg. <small>Minimum 25 app.</small>		Slugging Pct. <small>Minimum 25 app.</small>		On-Base Avg. <small>Minimum 25 app.</small>		OPS <small>Minimum 25 app.</small>		Runs	Hits	Home Runs	RBIs	Total Bases	
1. Centrella J	0.529	1. Slavinski	0.676	1. Centrella J	0.556	1. Slavinski	1.149	1. Slavinski	15	1. Rugh C	12	1. Slavinski	25
2. Deem	0.462	2. Centrella J	0.618	2. Deem	0.500	2. Centrella J	1.173	2. Bucci	10	2. Slavinski	17	2. Deem	21
3. Slavinski	0.459	3. Deem	0.500	3. Slavinski	0.474	3. Deem	1.000	3. Centrella J	9	3. Slavinski	12	3. Nixon	17
4. Nixon	0.367	3. Nixon	0.500	4. Pass	0.423	3. Nixon	0.867	4. Deem	8	4. Nixon	11	4. Nixon	15
5. Pass	0.348	5. Bucci	0.417	5. Nixon	0.367	5. Pass	0.771	5. Nixon	7	1. DeOrzio A	1	4. McNew	15

2011													
Batting Avg. <small>Minimum 40 app.</small>		Slugging Pct. <small>Minimum 40 app.</small>		On-Base Avg. <small>Minimum 40 app.</small>		OPS <small>Minimum 40 app.</small>		Runs	Hits	Home Runs	RBIs	Total Bases	
1. Nixon	0.611	1. Bucci	1.206	1. Nixon	0.600	1. Bucci	1.801	1. Bucci	32	1. Bucci	10	1. Bucci	70
1. Bloemer	0.585	2. Bloemer	1.146	2. Bucci	0.594	2. Bloemer	1.732	1. Centrella J	32	2. Bloemer	6	2. Bloemer	50
3. Bucci	0.569	3. Slavinski	0.848	3. Bloemer	0.585	3. Slavinski	1.387	3. Slavinski	27	3. Slavinski	3	3. Centrella J	47
4. Centrella J	0.524	4. Dixon	0.815	4. Slavinski	0.540	4. Nixon	1.378	4. Nixon	18	4. Slavinski	30	4. Dixon	44
5. Deem	0.513	5. Nixon	0.778	5. Centrella J	0.539	5. Deem	1.291	5. Bloemer	17	5. Dixon	26	5. Nixon	42

2012													
Batting Avg. <small>Minimum 40 app.</small>		Slugging Pct. <small>Minimum 40 app.</small>		On-Base Avg. <small>Minimum 40 app.</small>		OPS <small>Minimum 40 app.</small>		Runs	Hits	Home Runs	RBIs	Total Bases	
1. Nixon	0.561	1. Bloemer	1.122	1. Nixon	0.558	1. Bloemer	1.634	1. Bucci	19	1. Bloemer	6	1. Bloemer	46
2. Bucci	0.489	2. Bucci	0.936	2. Bloemer	0.512	2. Bucci	1.416	1. Bloemer	19	2. Bucci	5	2. Bucci	44
3. Bloemer	0.488	3. McMonigle	0.891	3. Slavinski	0.500	3. Nixon	1.412	3. Nixon	17	3. Centrella J	22	3. McMonigle	41
4. McMonigle	0.457	4. Nixon	0.854	4. McNew	0.489	4. McMonigle	1.370	4. Slavinski	15	4. McMonigle	21	4. Nixon	35
5. Centrella J	0.449	5. McNew	0.780	5. Centrella J	0.481	5. McNew	1.270	5. Centrella J	13	5. Nixon	3	5. McNew	32

2013													
Batting Avg. <small>Minimum 25 app.</small>		Slugging Pct. <small>Minimum 25 app.</small>		On-Base Avg. <small>Minimum 25 app.</small>		OPS <small>Minimum 25 app.</small>		Runs	Hits	Home Runs	RBIs	Total Bases	
1. Slavinski	0.593	1. Bucci	1.027	1. Slavinski	0.633	1. Slavinski	1.559	1. Slavinski	18	1. Bucci	5	1. Bucci	38
2. Bucci	0.514	2. Slavinski	0.926	2. Boland	0.520	2. Bucci	1.540	2. Bucci	14	2. Nixon	18	2. Niegocki	30
3. Boland	0.478	3. Richards	0.833	3. Bucci	0.513	3. Richards	1.300	3. Nixon	13	3. Slavinski	16	3. Nixon	28
4. Nixon	0.474	4. Nixon	0.737	4. Richards	0.467	4. Nixon	1.198	4. Centrella J	11	4. Niegocki	14	4. Slavinski	25
5. Richards	0.467	5. McNew	0.655	5. Nixon	0.462	5. Boland	1.085	5. Richards	8	5. Slavinski	1	5. Dixon	25

2014													
Batting Avg. <small>Minimum 40 app.</small>		Slugging Pct. <small>Minimum 40 app.</small>		On-Base Avg. <small>Minimum 40 app.</small>		OPS <small>Minimum 40 app.</small>		Runs	Hits	Home Runs	RBIs	Total Bases	
1. Boland	0.630	1. Niegocki	1.119	1. Boland	0.630	1. Niegocki	1.684	1. Centrella J	30	1. Niegocki	4	1. Niegocki	47
2. Niegocki	0.595	2. Boland	0.978	2. Niegocki	0.578	2. Boland	1.609	2. Bucci	22	1. Slavinski	4	2. Boland	45
3. Centrella J	0.537	3. Bucci	0.833	3. Centrella J	0.561	3. Bucci	1.342	3. Speer	20	3. Bucci	3	2. Bucci	45
4. Searles	0.512	4. Speer	0.821	4. Searles	0.512	4. Speer	1.273	4. Boland	17	4. Niegocki	25	3. Bucci	35
5. Hook	0.500	5. Searles	0.628	5. Bucci	0.509	5. Searles	1.140	5. McNew	16	4. Boland	2	4. McNew	18

2015													
Batting Avg. <small>Minimum 40 app.</small>		Slugging Pct. <small>Minimum 40 app.</small>		On-Base Avg. <small>Minimum 40 app.</small>		OPS <small>Minimum 40 app.</small>		Runs	Hits	Home Runs	RBIs	Total Bases	
1. Speer	0.688	1. Rugh C	1.449	1. Speer	0.667	1. Rugh C	2.116	1. Rugh C	31	1. Rugh C	8	1. Speer	71
2. Rugh C	0.653	2. Speer	1.271	1. Rugh C	0.667	2. Speer	1.938	2. Bucci	29	2. Bucci	5	2. Rugh C	61
3. Bucci	0.540	3. Bucci	1.020	3. Bucci	0.597	3. Bucci	1.617	2. Speer	24	3. Dixon	28	3. Bucci	51
4. Dixon	0.539	4. Slavinski	0.712	4. Dixon	0.554	4. Slavinski	1.221	4. Nixon	21	4. Slavinski	26	4. Nixon	37
5. Slavinski	0.500	5. Dixon	0.654	5. Slavinski	0.500	5. Dixon	1.207	5. Slavinski	18	4. Nixon	26	4. McNew	34

Hogs Softball Hall of Fame

Inaugural Class of 2016

Minimum 15 Seasons to Qualify



Tom Sommers
(Zip)

22 Seasons - 1980-2004
Team founder, Manager 1980-1993
Record 5 MVHs - 1983, 1989, 1990, 1991, 1992
Record 6 batting titles - 1983, 1987, 1989, 1991-93
Highest batting avg. 1980s decade
Highest batting avg. 1990s decade
Lifetime leader in on-base pct.
Led team in hits 8 times
Led team in total bases 6 times
Led team in runs 7 times
Led team in walks 7 times
Led team in on-base avg. 6 times
Led team in slugging pct. 4 times
Single season record for games, at-bats, runs, walks, bars



Steve Centrella
(Aren0)

36 Seasons - 1980-2015
Manager 1995-2004
Player of the Decade - 1990s
Lifetime leader in seasons, games, at bats, runs, hits, total bases, bars, & outfield assists
MVH - 1982, 1985, 1987
Batting Title - 1985, 2000
Led team in hits 8 times
Led team in runs 5 times
Led team in on-base avg. 4 times
Led team in bars 13 times
Led team in hogging pct. 5 times
10 Iron Hog seasons
Single season record for games, singles, outfield assists, bars



Mike Demiter
(Eggy)

20 Seasons - 1980-1999
Manager 1994
Player of the Decade - 1980s
Lifetime leader in triples
Lifetime leader in extra base hits
Lifetime leader in hogging pct.
Triple Crown & MVH - 1984
9 home run titles including 8 straight
Batting Title - 1984
Led team in doubles 8 times
Led team in triples 4 times
Led team in total bases 4 times
Led team in slugging pct. 4 times
Led team in hogging pct. 5 times
Single season record for hogging pct.



John Rugh
(Pung)

21 Seasons - 1980-1999, 2007
Player of the Decade - 1980s
Lifetime leader in RBIs
Lifetime leader in GWRBIs
Lifetime leader in sac. fly's.
Triple Crown - 1994
MVH - 1981, 1993, 1994
Batting Title - 1981, 1994
Led team in RBIs 10 times
Led team in home runs 7 times
Led team in doubles 4 times
Led team in triples 4 times
Led team in slugging pct. 4 times



Stan Clark
(Righty)

25 Seasons - 1980-2004
Lifetime leader in walks
Played in a record 364 consecutive games
Lifetime leader in pitcher wins
Lifetime leader in pitcher games
Lifetime leader in pitcher shutouts
Won Cy Hog Award 21 times
Record 13 Iron Hogs seasons
Led team in games 21 times
Led team in bars 9 times
Single season record for pitcher wins
Single season record for bars
Single season record for games



Dave MacFarland
(Macos)

21 Seasons - 1980-2002
His zany antics set the tone for the Hogs signature style of play that continues to this day. Whether it was heckling his own players or talking to opposing players about kissing their sisters, Macos always kept them laughing. No play typified this better than when he circled the bases on a routine single inducing 3 errors along the way.
As a pitcher he featuring the lowest arc and the worst control in the league, but still won three of the Hogs biggest victories. First it was the two wins vs. first-place Harlens in 1983, and then the stunning upset of 1810 Barn in the 1985 playoffs.



Elmer Pass
(Strawman)

17 Seasons - 1995-2012
4 consecutive batting titles - 1996-1999
First batter to hit over .600
First batter to hit over .600 twice
Led team in on-base avg. 4 times
Led team in walks 6 times
Led team in GWRBIs 5 times
Won Cy Hog Award 7 times
Led team in pitcher wins 6 times
Led team in pitcher losses 7 times
Led team in pitcher games 7 times
Led team in pitcher win pct. 7 times



Pat Dixon
(Postal)

20 Seasons - 1996-2015
Lifetime leader in home runs
Rookie of the Year - 1996
MVH - 1997, 1998, 1999, 2001
Batting Title - 2001, 2005
Led team in RBIs 5 times
Led team in home runs 4 times
Led team in total bases 4 times
Led team in slugging pct. 5 times
Led team in games 7 times
Led team in sac. fly's 7 times
Single season record for home runs
Single season record for sac. fly's



Noel McNew
(The A-Hoel)

17 Seasons - 1999-2015
Player of the Decade - 2000s
Lifetime leader in doubles
Lifetime leader in extra base hits
Rookie of the Year - 1999
MVH - 2000, 2002, 2003
Batting Title - 2003
Led team in games 8 times
Led team in at bats 6 times
Led team in doubles 5 times
Single season record for hits
Single game record for hits - 6
Iron Hog 4 times

Executives & Fans



Andy DeOrzio
(Wheels)

19 Seasons - 1997-2015
Manager 2005 - 2015
Greatest GM of all time
Rookie of the Year - 1997
Led team in games 7 times, bars 6 times



Bill Dungee
(The Owner)

30 Seasons - 1980-2009
Owner of the Stables, the official Hogs bar
Sponsored the Hogs for 30 years
Created tradition of all Hog jerseys having #14
Banned Nixon from the Stables



Jackie Clark
(Hog Fanatic)

25 Seasons - 1980-2004
Greatest fan of all-time
Fan of the Decade - 1980s
Fan of the Decade - 1990s

YEAR	G	AB	H	2B	3B	HR	TB	R	RBI	GWRBI	BB	SF	OBA	SA	OPS	BA	BARS	HA
1986	26	69	31	1	0	3	41	13	25	0	4	7	0.438	0.594	1.032	0.449	24	0.923
1987	25	69	22	0	1	2	30	15	12	1	3	1	0.342	0.435	0.777	0.319	26	1.040
1988	25	67	27	2	2	2	39	14	21	3	1	5	0.384	0.582	0.966	0.403	24	0.960
1989	25	75	27	4	1	1	36	15	23	1	0	5	0.338	0.480	0.818	0.360	25	1.000
1990	27	69	24	0	0	3	33	10	16	1	2	3	0.351	0.478	0.830	0.348	28	1.037
1991	23	64	22	2	2	2	34	7	19	2	1	4	0.333	0.531	0.865	0.344	23	1.000
1992	23	64	30	2	0	1	35	16	29	1	4	1	0.493	0.547	1.040	0.469	28	1.217
1993 MVH	24	64	33	3	2	3	49	18	28	1	8	3	0.547	0.766	1.312	0.516	23	0.958
1994 MVH	21	55	27	3	1	3	41	14	19	0	2	1	0.500	0.745	1.245	0.491	18	0.857
1995	25	73	26	4	2	0	34	12	19	0	1	1	0.360	0.466	0.826	0.356	26	1.040
1996	18	54	23	2	1	0	27	14	12	0	2	2	0.431	0.500	0.931	0.426	17	0.944
1997	23	53	15	2	0	1	20	9	15	0	0	4	0.263	0.377	0.641	0.283	22	0.957
1998	18	50	18	1	1	0	21	9	13	1	4	2	0.393	0.420	0.813	0.360	14	0.778
1999	8	22	7	2	0	0	9	3	6	0	1	0	0.348	0.409	0.757	0.318	7	0.875
2007	1	3	0	0	0	0	0	0	0	0	0	0	0.000	0.000	0.000	0.000	1	1.000
21 Yrs.	437	1219	499	40	25	37	700	279	360	17	50	58	0.414	0.574	0.988	0.409	325	0.982
Salamone,Chuckie (Cheese)																		
1999	7	22	7	0	0	0	7	4	6	1	0	0	0.318	0.318	0.636	0.318	3	0.429
1 Yr.	7	22	7	0	0	0	7	4	6	1	0	0	0.318	0.318	0.636	0.318	3	0.429
Schleyer,Bill (The Asshole)																		
1992	1	1	0	0	0	0	0	0	0	0	0	0	0.000	0.000	0.000	0.000	1	1.000
1 Yr.	1	1	0	0	0	0	0	0	0	0	0	0	0.000	0.000	0.000	0.000	1	1.000
Schryver,John (Sarge)																		
1990	4	11	3	0	0	0	3	2	0	0	0	0	0.273	0.273	0.545	0.273	2	0.500
1 Yr.	4	11	3	0	0	0	3	2	0	0	0	0	0.273	0.273	0.545	0.273	2	0.500
Searles,Nick (The Dick)																		
2014	13	43	22	0	1	1	27	12	13	0	0	0	0.512	0.628	1.140	0.512	0	0.000
1 Yr.	13	43	22	0	1	1	27	12	13	0	0	0	0.512	0.628	1.140	0.512	0	0.000
Seufert,Phil (Backstroke Baby)																		
1990 ROY	18	33	8	2	0	0	10	4	2	0	2	1	0.278	0.303	0.581	0.242	21	1.167
1991	18	44	15	0	0	0	15	8	8	0	4	0	0.396	0.341	0.737	0.341	20	1.111
1992	11	24	5	0	0	0	5	4	1	1	1	0	0.240	0.208	0.448	0.208	9	0.818
1993	20	41	13	1	0	0	14	10	8	0	3	1	0.356	0.341	0.697	0.317	21	1.050
1994	13	28	8	0	0	0	8	7	5	0	4	1	0.364	0.286	0.649	0.286	13	1.000
1995	13	25	10	1	0	0	11	3	4	0	1	0	0.423	0.440	0.863	0.400	11	0.846
1996	10	24	9	0	0	0	9	6	2	0	1	1	0.385	0.375	0.760	0.375	8	0.800
1997	9	11	3	0	0	0	3	2	3	0	0	0	0.273	0.273	0.545	0.273	9	1.000
1998	1	1	0	0	0	0	0	0	0	0	0	0	0.000	0.000	0.000	0.000	1	1.000
1999	4	9	4	0	0	0	4	3	3	0	0	0	0.444	0.444	0.889	0.444	4	1.000
2003	2	5	2	0	0	0	2	4	1	1	1	0	0.500	0.400	0.900	0.400	2	1.000
11 Yrs.	119	245	77	4	0	0	81	51	36	2	17	4	0.353	0.331	0.684	0.314	119	1.000
Slavinski,Brandon (Polish Hammer)																		
2006 ROY	15	40	18	1	0	1	22	10	9	2	2	1	0.465	0.550	1.015	0.450	10	0.667
2007	13	46	20	3	0	0	23	18	7	0	4	0	0.480	0.500	0.980	0.435	13	1.000
2008 MVH	18	57	21	0	0	1	24	14	3	1	3	0	0.400	0.421	0.821	0.368	19	1.056
2009	18	54	15	7	1	0	24	17	8	0	3	1	0.310	0.444	0.755	0.278	20	1.111
2010 MVH	12	37	17	5	0	1	25	15	2	0	1	0	0.474	0.676	1.149	0.459	11	0.917
2011	16	59	30	7	2	3	50	27	18	1	4	0	0.540	0.847	1.387	0.508	14	0.875
2012	12	36	16	3	1	2	27	15	15	0	5	1	0.500	0.750	1.250	0.444	8	0.667
2013	10	27	16	4	1	1	25	18	3	0	3	0	0.633	0.926	1.559	0.593	6	0.600
2014	9	36	19	4	0	4	35	16	12	0	0	0	0.528	0.972	1.500	0.528	9	1.000
2015	13	52	26	4	2	1	37	18	12	3	1	0	0.509	0.712	1.221	0.500	13	1.000
10 Yrs.	136	444	198	38	7	14	292	168	89	7	26	3	0.474	0.658	1.131	0.446	123	0.904
Smutko,John (Elton)																		
2009	15	30	13	1	0	0	14	8	5	0	1	0	0.452	0.467	0.918	0.433	8	0.533
2010	7	19	6	0	1	0	8	4	4	0	0	0	0.316	0.421	0.737	0.316	2	0.286
2011	7	17	5	0	0	0	5	0	2	0	0	0	0.294	0.294	0.588	0.294	0	0.000
3 Yrs.	29	66	24	1	1	0	27	12	11	0	1	0	0.373	0.409	0.782	0.364	10	0.345
Snell,Ed (Steady Eddie)																		
1986	14	35	12	0	1	0	14	5	5	0	0	0	0.343	0.400	0.743	0.343	9	0.643
1 Yr.	14	35	12	0	1	0	14	5	5	0	0	0	0.343	0.400	0.743	0.343	9	0.643
Snyder,Judd (Duke)																		
1999	10	23	4	0	0	0	4	1	1	0	1	1	0.200	0.174	0.374	0.174	0	0.000
1 Yr.	10	23	4	0	0	0	4	1	1	0	1	1	0.200	0.174	0.374	0.174	0	0.000
Sommers,Dan (Doogie)																		
1980	2	5	1	0	1	0	3	0	NA		0	0	0.200	0.600	0.800	0.200		
1983 ROY	19	57	22	3	1	0	27	10	13	1	1	1	0.390	0.474	0.864	0.386		
1984	16	43	13	1	0	1	17	8	11	1	0	2	0.289	0.395	0.684	0.302		
1985	19	50	24	0	0	1	27	10	11	1	2	2	0.481	0.540	1.021	0.480	15	0.789
1986	21	57	13	1	1	0	16	6	4	0	0	1	0.224	0.281	0.505	0.228	13	0.619
1987	13	35	13	1	0	0	14	7	6	1	4	0	0.436	0.400	0.836	0.371	10	0.769
1988	19	49	19	1	0	2	26	7	8	0	1	2	0.385	0.531	0.915	0.388	18	0.947
1989	19	52	26	2	1	0	30	14	13	1	3	5	0.483	0.577	1.060	0.500	20	1.053
1990	19	46	24	4	0	1	31	12	9	0	2	2	0.520	0.674	1.194	0.522	16	0.842
1991	3	9	1	0	0	0	1	0	0	0	1	0	0.200	0.111	0.311	0.111	5	1.667
1992	1	4	3	0	0	0	3	1	0	0	0	0	0.750	0.750	1.500	0.750	1	1.000
11 Yrs.	151	407	159	13	4	5	195	75	75	5	14	15	0.397	0.479	0.876	0.391	98	0.860

YEAR	G	AB	H	2B	3B	HR	TB	R	RBI	GWRBI	BB	SF	OBA	SA	OPS	BA	BARS	HA
1988	2	2	0	0	0	0	0	0	0	0	0	0	0.000	0.000	0.000	0.000	3	1.500
8 Yrs.	65	176	62	1	0	1	66	43	17	0	1	2	0.352	0.375	0.727	0.352	6	1.500
Trollinger, Jason (Voorhees)																		
2011	13	37	13	0	1	0	15	10	6	0	0	0	0.351	0.405	0.757	0.351	4	0.308
1 Yr.	13	37	13	0	1	0	15	10	6	0	0	0	0.351	0.405	0.757	0.351	4	0.308
Van Wagner, Bill (Sky)																		
1990	11	24	11	0	1	0	13	4	4	0	0	0	0.458	0.542	1.000	0.458	7	0.636
1 Yr.	11	24	11	0	1	0	13	4	4	0	0	0	0.458	0.542	1.000	0.458	7	0.636
Weaver, George (Doodles)																		
1980	13	38	14	0	0	0	14	6	NA	0	1	0	0.385	0.368	0.753	0.368		
1 Yr.	13	38	14	0	0	0	14	6	0	0	1	0	0.385	0.368	0.753	0.368		
Weiss, Claude (The Mice)																		
1994 ROY	4	10	4	1	0	0	5	1	4	0	0	1	0.364	0.500	0.864	0.400	4	1.000
1 Yr.	4	10	4	1	0	0	5	1	4	0	0	1	0.364	0.500	0.864	0.400	4	1.000
Weller, Bob (Cellar Dweller)																		
1982 ROY	9	25	10	2	2	1	19	7	4	0	1	0	0.423	0.760	1.183	0.400		
1984	4	12	5	1	1	1	11	3	10	0	0	0	0.417	0.917	1.333	0.417		
1992	11	27	7	0	0	0	7	4	2	0	1	0	0.286	0.259	0.545	0.259	13	1.182
1993	12	17	6	0	0	0	6	2	5	0	0	0	0.353	0.353	0.706	0.353	12	1.000
1994	12	30	17	1	0	2	24	5	7	0	0	0	0.567	0.800	1.367	0.567	13	1.083
1996	2	1	1	0	0	0	1	0	0	0	0	0	1.000	1.000	2.000	1.000	2	1.000
6 Yrs.	50	112	46	4	3	4	68	21	28	0	2	0	0.421	0.607	1.028	0.411	40	1.081
Werner, Doug (The 18% Solution)																		
1993	2	5	1	0	0	0	1	0	0	0	0	0	0.200	0.200	0.400	0.200	3	1.500
1 Yr.	2	5	1	0	0	0	1	0	0	0	0	0	0.200	0.200	0.400	0.200	3	1.500
Widner, Tom (T-Dub)																		
2005	2	4	1	0	0	0	1	0	4	0	0	2	0.167	0.250	0.417	0.250	0	0.000
1 Yr.	2	4	1	0	0	0	1	0	4	0	0	2	0.167	0.250	0.417	0.250	0	0.000
Wilhauer, Chuck (the Buck)																		
2012	11	25	5	0	0	0	5	2	0	0	0	0	0.200	0.200	0.400	0.200	7	0.636
1 Yr.	11	25	5	0	0	0	5	2	0	0	0	0	0.200	0.200	0.400	0.200	7	0.636
Wilson, Mark (Mookie)																		
1987 ROY	25	62	18	1	1	1	24	8	16	0	1	4	0.284	0.387	0.671	0.290	25	1.000
1988	27	74	30	2	1	2	40	11	19	0	0	1	0.400	0.541	0.941	0.405	26	0.963
1989	11	35	9	1	1	0	12	8	1	1	0	1	0.250	0.343	0.593	0.257	12	1.091
1990	29	65	20	2	1	0	24	12	15	0	1	5	0.296	0.369	0.665	0.308	31	1.069
1991	25	69	23	0	2	2	33	12	8	0	2	0	0.352	0.478	0.830	0.333	27	1.080
1992	22	60	24	1	1	1	30	9	26	1	4	3	0.418	0.500	0.918	0.400	25	1.136
1993	24	73	29	1	1	2	38	14	13	0	3	0	0.421	0.521	0.942	0.397	25	1.042
7 Yrs.	163	438	153	8	8	8	201	74	98	2	11	14	0.354	0.459	0.813	0.349	171	1.049
Yancik, Jim (Hollywood)																		
1995 MVH	23	64	33	3	4	4	56	24	25	0	5	1	0.543	0.875	1.418	0.516	25	1.087
1996	15	45	21	3	1	2	32	11	13	1	3	4	0.462	0.711	1.173	0.467	4	0.267
1997	20	55	22	2	1	3	35	17	9	1	1	0	0.411	0.636	1.047	0.400	3	0.150
1998	3	6	3	0	0	0	3	0	1	0	2	0	0.625	0.500	1.125	0.500	0	0.000
1999	13	42	17	1	0	0	18	13	5	0	3	1	0.435	0.429	0.863	0.405	0	0.000
2000	7	17	6	0	0	0	6	4	2	0	3	1	0.429	0.353	0.782	0.353	0	0.000
6 Yrs.	81	229	102	9	6	9	150	69	55	2	17	7	0.470	0.655	1.125	0.445	32	0.395
Yancik, John (No Swing)																		
1995	12	24	4	1	0	0	5	4	3	1	3	0	0.259	0.208	0.468	0.167	27	2.250
1 Yr.	12	24	4	1	0	0	5	4	3	1	3	0	0.259	0.208	0.468	0.167	27	2.250

HOGS LIFETIME PITCHING ROSTER



Stan Clark - Greatest Hog Pitcher of All Time!

All Hogdom mourns the loss of legendary Hogs softball pitcher Stan "Righty" Clark who died on April 14, 2014 at the age of 71. Stan was the oldest player when the Hogs started in 1980 and was still playing 25 years later at the age of 60. Stan won the prestigious Cy Hog award 21 times and completed a record 13 Iron Hog seasons including an unbreakable record of 364 consecutive games. Stan also won the coveted Hogs Open golf tournament 11 times. Best wishes to wife Jackie, the greatest Hog fan of all-time, and the rest of Stan's family. RIP Stan!

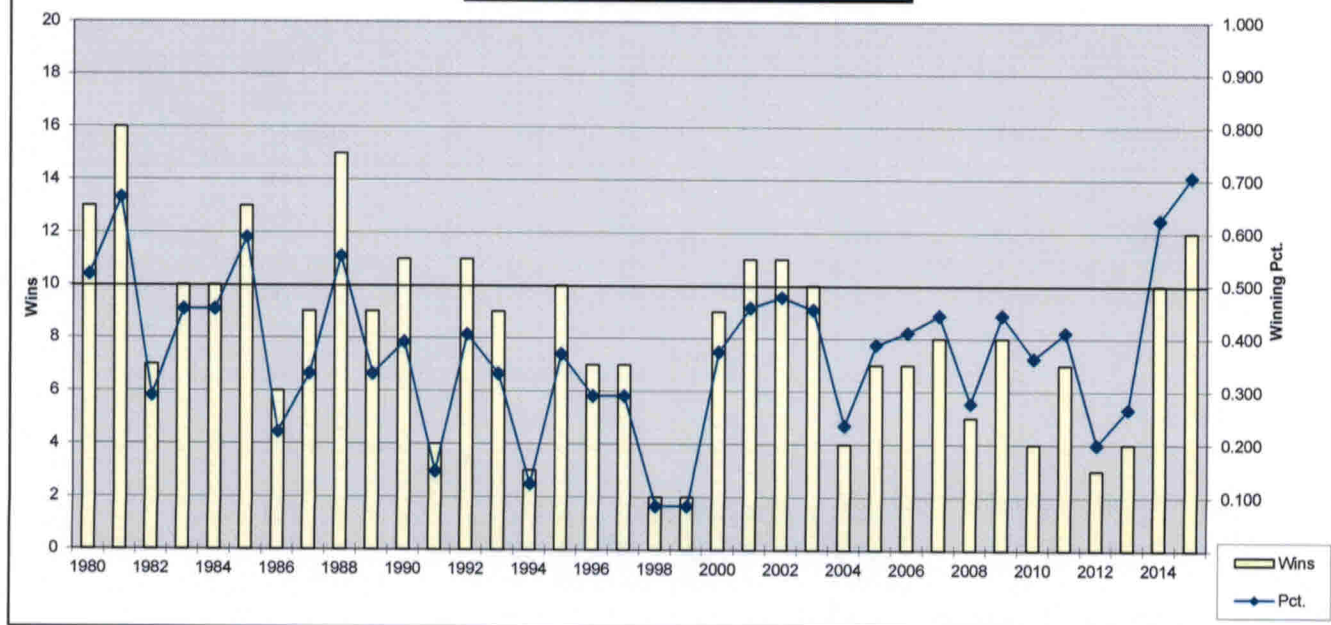
Year	Games	Wins	Losses	Win Pct.	Shut Outs	Year	Games	Wins	Losses	Win Pct.	Shut Outs
Centrella, Justin (B-Reno)						McNew,Noel (The A-Hoel)					
2011	1	1	0	1.000	0	2005	16	7	9	0.438	0
2012	1	0	1	0.000	0	2006	6	2	4	0.333	0
2013	13	3	10	0.231	0	2007	2	1	1	0.500	0
2014	2	2	0	1.000	0	2008	2	0	2	0.000	0
4	17	6	11	0.353	0	2009	3	0	3	0.000	0
Charlton, Paul (Frog Hog)						2010	1	1	0	1.000	0
1980	1	0	0	0.000	0	2011	3	3	0	1.000	0
1981	9	6	3	0.667	0	2012	4	2	2	0.500	0
1982	2	0	1	0.000	0	2013	2	1	1	0.500	0
1984	1	0	0	0.000	0	2014	14	8	6	0.571	0
1988	1	0	1	0.000	0	2015	17	12	5	0.706	0
1989	2	1	1	0.500	0	11	70	37	33	0.529	0
1991	1	0	0	0.000	0	Pass,Elmer (Strawman)					
7	17	7	6	0.538	0	2001	1	0	1	0.000	0
Clark, Stan (Righty)						2002	1	0	1	0.000	0
1980	25	13	12	0.520	0	2003	1	0	1	0.000	0
1981	9	6	2	0.750	0	2004	1	1	0	1.000	0
1982	22	7	14	0.333	1	2006	11	5	6	0.455	0
1983	20	8	12	0.400	1	2007	14	5	9	0.357	0
1984	16	7	9	0.438	1	2008	16	5	11	0.313	1
1985	18	11	7	0.611	1	2009	15	8	7	0.533	1
1986	5	0	4	0.000	0	2010	10	3	7	0.300	0
1987	20	6	14	0.300	1	2011	13	3	10	0.231	0
1988	2	1	1	0.500	0	2012	10	1	9	0.100	0
1989	6	1	5	0.167	0	11	93	31	62	0.333	2
1990	20	7	13	0.350	0	Pierson, Dave (No-Bar)					
1991	21	3	18	0.143	0	1997	1	0	1	0.000	0
1992	19	6	13	0.316	0	1998	1	0	1	0.000	0
1993	23	6	15	0.286	0	2000	1	0	0	0.000	0
1994	23	3	20	0.130	0	3	3	0	2	0.000	0
1995	25	8	17	0.320	0	Rock, Rich (Pooper Scooper)					
1996	23	7	16	0.304	0	1988	2	1	1	0.500	0
1997	21	7	14	0.333	0	1989	2	0	1	0.000	0
1998	21	2	19	0.095	0	1990	1	0	0	0.000	0
1999	23	2	21	0.087	0	1993	1	0	0	0.000	0
2000	22	9	13	0.409	0	1995	3	2	0	1.000	0
2001	22	10	12	0.455	0	1996	1	0	1	0.000	0
2002	22	11	11	0.500	0	6	10	3	3	0.500	0
2003	19	8	11	0.421	0	Salamone,Chuckie (Cheese)					
2004	15	3	12	0.200	0	1999	1	0	1	0.000	0
25	462	152	305	0.333	5	1	1	0	1	0.000	0
MacFarland, Dave (Macos)						Sturgeon, Jack (Hot Head)					
1980	2	0	0	0.000	0	1984	1	0	0	0.000	0
1981	4	2	2	0.500	0	1985	1	0	1	0.000	0
1982	1	0	1	0.000	0	1986	12	4	8	0.333	1
1983	2	2	0	1.000	0	1987	5	1	4	0.200	0
1984	2	0	1	0.000	0	1988	15	9	6	0.600	0
1985	1	0	1	0.000	0	1989	17	7	10	0.412	0
1986	10	1	9	0.100	0	1990	8	3	4	0.429	1
1988	7	3	3	0.500	0	1991	6	1	5	0.167	0
1989	1	0	1	0.000	0	1992	5	2	3	0.400	1
1997	1	0	0	0.000	0	1993	5	2	3	0.400	0
10	31	8	18	0.308	0	1994	1	0	1	0.000	0
Mathas, John (Jammer)						11	76	29	45	0.392	3
1981	1	0	1	0.000	0						
1984	6	3	2	0.600	0						
2	7	3	3	0.500	0						

HOGS ALL-TIME TEAM RECORDS

HOGS SOFTBALL TEAM SUMMARY - 1980-2015

Year	Wins	L	Pct.	AB	R	H	2B	3B	HR	TB	RBI	BB	SF	OBA	SA	BA	Pgms	Pbars	H. Avg	P/G	B/G
1980	13	12	0.520	817	214	329	29	16	27	471	NA	14	13	0.406	0.576	0.403					
1981	16	8	0.667	728	178	287	13	14	13	367	155	27	14	0.408	0.504	0.394					
1982	7	17	0.292	692	134	253	18	11	7	314	119	23	12	0.380	0.454	0.366					
1983	10	12	0.455	705	152	266	13	15	7	330	131	23	16	0.388	0.468	0.377					
1984	10	12	0.455	691	142	258	20	9	9	323	122	19	8	0.386	0.467	0.373					
1985	13	9	0.591	598	160	245	9	9	14	314	136	37	18	0.432	0.525	0.410	232	221	0.953	10.5	10.0
1986	6	21	0.222	762	129	278	17	6	7	328	110	25	20	0.375	0.430	0.365	298	262	0.879	11.0	9.7
1987	9	18	0.333	746	143	245	18	8	6	297	123	52	11	0.367	0.398	0.328	322	315	0.978	11.9	11.7
1988	15	12	0.556	807	152	296	22	8	11	367	134	22	15	0.377	0.455	0.367	311	314	1.010	11.5	11.6
1989	9	18	0.333	813	167	295	31	10	2	352	148	40	25	0.382	0.433	0.363	310	302	0.974	11.5	11.2
1990	11	17	0.393	898	172	342	14	13	15	427	157	40	27	0.396	0.476	0.381	373	387	1.038	12.9	13.3
1991	4	23	0.148	788	164	276	20	12	9	347	130	68	15	0.395	0.440	0.350	313	347	1.109	11.6	12.9
1992	11	16	0.407	781	184	311	16	8	4	355	167	73	22	0.438	0.455	0.398	327	373	1.141	11.3	12.9
1993	9	18	0.333	851	195	350	19	9	8	411	166	60	17	0.442	0.483	0.411	347	362	1.043	12.9	13.4
1994	3	21	0.125	653	127	231	17	5	7	279	111	49	10	0.393	0.427	0.354	260	265	1.019	10.8	11.0
1995	10	17	0.370	794	170	305	15	19	7	379	151	49	15	0.413	0.477	0.384	305	348	1.141	11.3	12.9
1996	7	17	0.292	714	177	312	23	18	16	419	157	31	14	0.452	0.587	0.437	258	174	0.674	10.8	7.3
1997	7	17	0.292	657	154	253	17	8	18	340	126	29	16	0.402	0.518	0.385	294	240	0.816	11.8	9.6
1998	2	22	0.083	645	153	277	22	10	12	355	141	33	14	0.448	0.550	0.429	229	201	0.878	10.4	8.4
1999	2	22	0.083	685	171	289	21	7	21	387	159	38	12	0.445	0.565	0.422	252	199	0.790	10.1	8.0
2000	9	15	0.375	705	223	318	28	12	12	406	199	50	18	0.476	0.576	0.451	220	205	0.932	10.0	9.3
2001	11	13	0.458	737	175	305	16	15	19	408	153	31	10	0.432	0.554	0.414	238	184	0.773	10.8	8.4
2002	11	12	0.478	795	229	360	36	15	23	495	211	64	13	0.486	0.623	0.453	255	211	0.827	10.6	8.8
2003	10	12	0.455	651	171	282	33	10	15	380	165	46	11	0.463	0.584	0.433	207	197	0.952	10.4	9.9
2004	4	13	0.235	473	112	188	18	13	13	271	104	32	11	0.426	0.573	0.397	175	177	1.011	10.3	10.4
2005	7	11	0.389	593	158	263	31	18	8	354	134	20	15	0.451	0.597	0.444	175	156	0.891	9.7	8.7
2006	7	10	0.412	552	157	226	34	12	12	320	137	32	12	0.433	0.580	0.409	193	167	0.865	11.4	9.8
2007	8	10	0.444	480	125	203	30	10	5	268	115	15	8	0.433	0.558	0.423	150	141	0.940	8.3	7.8
2008	5	13	0.278	527	91	187	10	9	3	224	80	6	13	0.353	0.425	0.355	187	136	0.727	10.4	7.6
2009	8	10	0.444	571	147	235	36	11	4	305	138	32	14	0.433	0.534	0.412	203	150	0.739	11.3	8.3
2010	4	7	0.364	335	75	128	18	6	4	170	64	11	5	0.396	0.507	0.382	121	81	0.669	11.0	7.4
2011	7	10	0.412	597	217	289	38	8	29	430	204	28	12	0.498	0.720	0.484	190	125	0.658	11.2	7.4
2012	3	12	0.200	494	136	208	32	6	25	327	130	22	5	0.441	0.662	0.421	181	138	0.762	12.1	9.2
2013	4	11	0.267	454	120	188	24	12	16	284	117	20	2	0.437	0.626	0.414	179	103	0.575	11.9	6.9
2014	10	6	0.625	556	193	263	32	16	19	384	187	10	16	0.469	0.691	0.473	263	100	0.380	16.4	6.3
2015	12	5	0.706	561	202	275	44	20	19	416	188	26	18	0.498	0.742	0.490	172	79	0.459	10.1	4.6
Totals	294	499	0.371	23906	5769	9616	834	408	446	10288	4969	1197	497	0.422	0.527	0.402	7540	6660	0.883	11.4	10.1

HOGS SOFTBALL TEAM HISTORY 1980 - 2015





Hogs at Hooters - 2015



Hogs at the Stables - 2009



Zip With Owner - 2002



Hogs at the Stables - 2001



Hogs at the Stables - 2004



Hogs at the Stables - 2001



Hogs at Hooters - 2011



Hogs at Hooters - 2014



1985 Hogs after first playoff victory



1983 Hogs



1986 Hogs




The Fans - 1984



Hogs at the Y Field - 2004



Hogs at the Y Field - 1983



Zip Working on Lineup - 1986



Eggy Scoring - 1983




Hogs at the Stables - 2001



Jackie Receiving Fan of the Decade Award - 1990



Andy Taking a Dump at the Stables - 2001



Hogs at the Stables - 2004



Winter Meetings - 2004



Greatest Hogs Hitters - 2002



Hogs at Hooters - 2003



Hogs at Hooters - 2010