THE HOGS SOFTBALL ENCYCLOPEDIA

2019 Hogs

2019 Hogs Hall of Fame Members

28th Edition - 2020 Celebrating 40 Years of Hogs Softball

America's Longest Running Softball Team

Compiled & Published by Tom Sommers

Contents	Page
Team Group Pictures	2
Lifetime Leaders	3
Single Season Leaders	4
Individual Awards & Records	5
Leaders by Season - 1980-2019	6-8
1980s Decade Summary	9
1990s Decade Summary	10
2000s Decade Summary	11
2010s Decade Summary	12
Hogs Softball Hall of Fame	13-14
Lifetime Player Roster	15-26
Lifetime Pitcher Roster	27
Team Records - 1980-2019	28
Historic Hogs Pictures	29-30

Team Group Pictures

2018

2017

2015

2009

2002

2000



1999

1985

1980

LIFETIME LEADERS

TOP LIFETIME BATTING AVERAGES

Minimum 350 at-bats HF-Hogs Hall of Fame Member

HOGNAME	Seasons	G	AB	H	2B	3B	HR	TB	R	RBI	BB	SF	OBA	SA	OPS	BA
1. Rugh C[HF]	12	122	410	254	51	19	**48**	487	196	238	14	15	**0.614**	**1.188**	**1.802**	**0.620**
2. Bloemer[HF]	11	119	383	189	46	15	40	385	141	181	4	6	0.491	1.005	1.496	0.493
3. Bucci[HF]	12	190	629	310	65	14	41	526	249	235	31	18	0.503	0.836	1.339	0.493
4. Centrella J[HF]	13	158	513	247	16	5	2	279	174	90	26	1	0.506	0.544	1.049	0.481
5. Sommers T[HF]	25	358	1037	497	22	20	6	577	329	134	107	5	0.526	0.556	1.082	0.479
6. Slavinski[HF]	14	196	653	308	69	10	23	466	249	137	36	10	0.492	0.714	1.206	0.472
7. Centrella S[HF]	**40**	**582**	**1681**	**760**	25	12	0	**809**	**487**	275	**124**	22	0.484	0.481	0.965	0.452
8. Dixon[HF]	23	377	1115	503	65	23	**48**	758	309	335	51	40	0.459	0.680	1.139	0.451
9. McMonigle	9	133	393	175	12	12	15	256	92	115	14	14	0.449	0.651	1.100	0.445
10. Nixon[HF]	14	172	563	250	35	9	10	333	172	147	8	16	0.440	0.591	1.031	0.444
11. McNew[HF]	21	350	1133	492	**94**	23	36	740	336	305	56	33	0.448	0.653	1.102	0.434
12. Pass[HF]	18	257	685	282	20	10	1	325	172	154	81	13	0.466	0.474	0.940	0.412
13. Rugh J[HF]	22	438	1220	499	40	25	37	700	279	**360**	50	**58**	0.413	0.574	0.987	0.409
14. Gottshall	10	207	535	213	8	1	0	223	102	80	30	3	0.428	0.417	0.845	0.398
15. Demiter[HF]	21	354	1008	398	51	**29**	37	618	256	252	32	42	0.397	0.613	1.011	0.395
16. Sommers D	11	151	407	159	13	4	5	195	75	75	14	15	0.397	0.479	0.876	0.391
17. Sturgeon J	14	191	486	181	15	5	3	215	86	97	23	9	0.394	0.442	0.836	0.372
18. Brignola	10	176	406	147	13	2	1	167	90	46	12	2	0.379	0.411	0.790	0.362
19. DeOrzio A[HF]	22	356	895	319	17	8	5	367	175	153	69	10	0.398	0.410	0.808	0.356
20. MacFarland[HF]	22	225	596	210	15	4	1	236	103	65	0	3	0.351	0.396	0.747	0.352
21. Wilson	7	163	438	153	8	8	8	201	74	98	11	14	0.354	0.459	0.813	0.349
22. McAllister	26	160	358	120	2	0	1	125	68	40	23	4	0.371	0.349	0.721	0.335
23. Crowly[HF]	19	239	551	175	10	12	0	209	81	72	43	8	0.362	0.379	0.741	0.318
24. Clark S[HF]	25	533	1247	384	22	14	1	437	212	162	121	23	0.363	0.350	0.713	0.308
25. Rock	13	204	482	143	9	4	4	172	82	86	43	12	0.346	0.357	0.703	0.297

LIFETIME BATTING LEADERS

ON-BASE AVG (350 AB)		SLUGGING PCT (350 AB)		OPS (350 AB)		RBIS		RUNS		WALKS	
1. Rugh C	0.614	1. Rugh C	1.188	1. Rugh C	1.802	1. Rugh J	360	1. Centrella S	487	1. Centrella S	124
2. Sommers T	0.526	2. Bloemer	1.005	2. Bloemer	1.496	2. Dixon	335	2. McNew	336	2. Clark S	121
3. Centrella J	0.506	3. Bucci	0.836	3. Bucci	1.339	3. McNew	305	3. Sommers T	329	3. Sommers T	107
4. Bucci	0.503	4. Slavinski	0.714	4. Slavinski	1.206	4. Centrella S	275	4. Dixon	309	4. Pass	81
5. Slavinski	0.492	5. Dixon	0.680	5. Dixon	1.139	5. Demiter	252	5. Rugh J	279	5. DeOrzio A	69
6. Bloemer	0.491	6. McNew	0.653	6. McNew	1.102	6. Rugh C	238	6. Demiter	256	6. McNew	56
7. Centrella S	0.484	7. McMonigle	0.651	7. McMonigle	1.100	7. Bucci	235	7. Slavinski	249	7. Dixon	51
8. Pass	0.466	8. Demiter	0.613	8. Sommers T	1.082	8. Bloemer	181	7. Bucci	249	8. Rugh J	50
9. Dixon	0.459	9. Nixon	0.591	9. Centrella J	1.049	9. Clark S	162	9. Clark S	212	9. Rock	43
10. McMonigle	0.449	10. Rugh J	0.574	10. Nixon	1.031	10. Pass	154	10. Rugh C	196	9. Crowly	43

HITS		DOUBLES		TRIPLES		HOME RUNS		EXTRA BASE HITS		TOTAL BASES	
1. Centrella S	760	1. McNew	94	1. Demiter	29	1. Rugh C	48	1. McNew	153	1. Centrella S	809
2. Dixon	503	2. Slavinski	69	2. Rugh J	25	1. Dixon	48	2. Dixon	136	2. Dixon	758
3. Rugh J	499	3. Dixon	65	3. Dixon	23	3. Bucci	41	3. Bucci	120	3. McNew	740
4. Sommers T	497	3. Bucci	65	3. McNew	23	4. Bloemer	40	4. Rugh C	118	4. Rugh J	700
5. McNew	492	5. Demiter	51	5. Sommers T	20	5. Demiter	37	5. Demiter	117	5. Demiter	618
6. Demiter	398	5. Rugh C	51	6. Rugh C	19	5. Rugh J	37	6. Rugh J	102	6. Sommers T	577
7. Clark S	384	7. Bloemer	46	7. Speer	18	7. McNew	36	6. Slavinski	102	7. Bucci	526
8. DeOrzio A	319	8. Rugh J	40	8. Bloemer	15	8. Slavinski	23	8. Bloemer	101	8. Rugh C	487
9. Bucci	310	9. Nixon	35	9. Clark S	14	9. McMonigle	15	9. Speer	52	9. Slavinski	466
10. Slavinski	308	10. Centrella S	25	10. 5 With	12	10. 3 With	12	10. Sommers T	48	10. Clark S	437

GAME WINNING RBIS		OUTFIELD ASSISTS		SACRIFICE FLIES		AT BATS		GAMES		SEASONS	
1. Rugh J	17	1. Centrella S	60	1. Rugh J	58	1. Centrella S	1681	1. Centrella S	582	1. Centrella S	40
2. Demiter	15	2. Brignola	35	2. Demiter	42	2. Clark S	1247	2. Clark S	533	2. McAllister	26
3. Rugh C	14	3. Slavinski	27	3. Dixon	40	3. Rugh J	1220	3. Rugh J	438	3. Sommers T	25
4. McNew	13	4. Sommers T	17	4. McNew	33	4. McNew	1133	4. Dixon	377	3. Clark S	25
4. Bucci	13	5. Bloemer	16	5. Clark S	23	5. Dixon	1115	5. Sommers T	358	5. Dixon	23
6. Centrella S	12	6. Dixon	15	6. Centrella S	22	6. Sommers T	1037	6. DeOrzio A	356	6. MacFarland	22
7. Dixon	10	7. McAllister	13	7. Bucci	18	7. Demiter	1008	7. Demiter	354	6. Rugh J	22
8. Slavinski	9	8. Rugh J	7	8. Nixon	16	8. DeOrzio A	895	8. McNew	350	6. DeOrzio A	22
9. 3 With	7	8. Yancik Jim	7	9. Sommers D	15	9. Pass	685	9. Pass	257	9. Demiter	21
		10. 3 With	6	9. Speer	15	10. Slavinski	653	10. Crowly	239	9. McNew	21

LIFETIME PITCHING LEADERS

WINS		WIN. PCT (10 DEC)		GAMES		LOSSES		SHUTOUTS		SEASONS	
1. Clark S	152	1. Charlton	0.538	1. Clark S	462	1. Clark S	305	1. Clark S	5	1. Clark S	25
2. McNew	74	2. McNew	0.529	2. McNew	140	2. McNew	66	2. Sturgeon J	3	2. McNew	15
3. Pass	31	3. Sturgeon J	0.392	3. Pass	94	3. Pass	62	3. Pass	2	3. Pass	12
4. Sturgeon J	29	4. Centrella J	0.353	4. Sturgeon J	76	4. Sturgeon J	45			4. Sturgeon J	11
5. MacFarland	8	5. Clark S	0.333	5. MacFarland	31	5. MacFarland	18			5. MacFarland	10

LIFETIME BAR LEADERS (SINCE 1985)

HOGGING PCT (Min. 100 Bars)				BAR APPEARANCES			
1. Demiter	1.285	6. DeOrzio A	1.110	1. Centrella S	593	6. Pass	290
2. Centrella S	1.275	7. Gottshall	1.101	2. Clark S	448	7. Sommers T	273
3. MacFarland	1.259	8. Sommers T	1.101	3. DeOrzio A	395	8. Gottshall	228
4. Pass	1.128	9. Crowly	1.072	4. Demiter	329	9. Rock	215
5. McAllister	1.119	10. Rock	1.059	5. Rugh J	327	10. McNew	208

SINGLE SEASON LEADERS

SINGLE SEASON BATTING LEADERS

BATTING AVG. (40 APP)		
1. Rugh C	**0.729**	**2019**
2. Speer	0.688	2015
3. McMonigle	**0.654**	**2019**
4. Rugh C	0.653	2015
5. Cox	0.625	2017
6. Pass	0.622	1996
7. Strawbridge	0.615	2018
8. Nixon	0.611	2011
9. Pass	0.600	1999
9. Rugh C	0.600	2009

SLUGGING PCT. (40 APP)		
1. Rugh C	1.449	2015
2. Rugh C	**1.388**	**2019**
3. Speer	1.271	2015
4. Rugh C	1.222	2016
5. Bucci	1.206	2011
6. Rugh C	1.175	2018
7. Bloemer	1.173	2006
8. Kopp	1.167	1980
9. Rosario	1.150	1996
10. Bloemer	1.146	2011

ON BASE AVG. (40 APP)		
1. Rugh C	**0.716**	**2019**
2. Rugh C	0.667	2015
2. Speer	0.667	2015
4. Sommers T	0.659	1992
5. Cox	0.643	2017
6. Pass	0.633	1996
7. McMonigle	**0.632**	**2019**
8. Strawbridge	0.617	2018
9. Pass	0.615	1999
10. Hougnon	0.608	2001

OPS (40 APP)		
1. Rugh C	2.116	2015
2. Rugh C	**2.104**	**2019**
3. Speer	1.938	2015
4. Bucci	1.801	2011
5. Rugh C	1.796	2016
6. Rugh C	1.768	2018
7. Rosario	1.743	1996
8. Bloemer	1.739	2006
9. Bloemer	1.732	2011
10. Strawbridge	1.720	2018

GAMES		
1. Centrella S	29	1990
1. Clark S	29	1990
1. Sommers T	29	1990
1. Wilson	29	1990
1. Centrella S	29	1992
1. Clark S	29	1992
1. Gottshall	29	1992
8. Sommers T	28	1992
9. 14 With	27	

AT BATS		
1. Sommers T	89	1990
2. McNew	88	2002
3. McNew	87	2000
4. Rugh C	**85**	**2019**
5. Centrella S	84	1995
6. Centrella S	82	1989
7. Sommers T	81	1988
8. Sommers T	80	1993
8. Rosario	80	1996
8. McNew	80	2001

HITS		
1. Rugh C	**62**	**2019**
2. Rosario	47	1996
2. McNew	47	2000
4. Sommers T	43	1989
4. Sommers T	43	1990
6. Sommers T	42	1993
6. Rugh J	42	1981
6. Dixon	42	2001
6. Bucci	**42**	**2019**
10. 3 With	41	

RUNS		
1. Rugh C	**50**	**2019**
2. Bucci	**40**	**2019**
3. Sommers T	36	1992
4. Rosario	35	1996
5. Sommers T	34	1993
6. 5 With	32	

DOUBLES		
1. Bucci	**15**	**2019**
2. Bloemer	14	2006
2. Rugh C	**14**	**2019**
4. McNew	11	2003
4. Rugh C	11	2015
4. Slavinski	**11**	**2019**
7. McNew	10	2007
7. Rugh C	10	2018
9. 5 With	8	

TRIPLES		
1. Rosario	8	1996
1. Speer	8	2015
3. Demiter	5	1982
3. Hougnon	5	2005
3. McNew	5	2006
6. 11 With	**4**	

HOME RUNS		
1. Rugh C	**12**	**2019**
2. Rugh C	11	2016
3. Dixon	10	1999
3. Bucci	10	2011
5. Rosario	9	1996
6. Kopp	8	1980
6. McNew	8	2001
6. Rugh C	8	2015
9. 5 With	7	

TOTAL BASES		
1. Rugh C	**118**	**2019**
2. Rosario	92	1996
3. Dixon	78	1999
4. Bucci	**77**	**2019**
5. Rugh C	74	2018
6. Rugh C	71	2015
7. Kopp	70	1980
7. McNew	70	2002
7. Bucci	70	2011
10. McNew	69	2000

RBIS		
1. Rugh C	**60**	**2019**
2. Rosario	38	1996
2. Bucci	38	2011
4. Dixon	36	1999
4. Rugh C	36	2018
6. Speer	34	2015
7. Rugh C	33	2015
7. Rugh C	33	2016
9. Dixon	32	2000
10. Demiter	30	1981

GAME WINNING RBIS		
1. Rosario	4	1996
1. McNew	4	2002
1. Rugh C	**4**	**2019**
4. 8 With	3	

WALKS		
1. Sommers T	16	1991
2. Sommers T	15	1992
2. Clark S	15	2002
4. Sommers T	13	1993
4. DeOrzio A	13	2002
6. Pass	12	2002
7. Centrella S	11	1992
7. Pass	11	1995
7. Pass	11	2000
10. 4 With	10	

OUTFIELD ASSISTS		
1. Centrella S	9	1994
2. Centrella S	7	1982
2. Centrella S	7	1990
4. Centrella S	6	1986
4. Brignola	6	1988
6. Centrella S	5	1985
6. Brignola	5	1986
6. Brignola	5	1989
6. Centrella S	5	1989
6. Slavinski	5	2011

SINGLE SEASON PITCHING LEADERS

WINS		
1. Clark S	13	1980
2. McNew	12	2015
3. Clark S	11	1985
3. Clark S	11	2002
3. McNew	11	2016

WINNING PCT. (5 DEC)		
1. Clark S	0.750	1981
2. McNew	0.706	2015
3. Charlton	0.667	1981
4. McNew	0.647	2016
5. McNew	0.625	2018

GAMES		
1. Clark S	25	1980
1. Clark S	25	1995
3. Clark S	23	1993
3. Clark S	23	1994
3. Clark S	23	1997
3. Clark S	23	1999

LOSSES		
1. Clark S	21	1999
2. Clark S	20	1994
3. Clark S	19	1998
4. Clark S	18	1991
5. Clark S	17	1995

SINGLE SEASON BAR LEADERS

BAR APPEARANCES		
1. Centrella S	33	1992
1. Clark S	33	1992
1. Sommers T	33	1992
4. 4 With	32	

HOGGING PCT. (Min. 10 Bars)		
1. Demiter	26.000	1995
2. MacFarland	18.000	1990
3. Heydt	16.000	2005
4. Nixon	14.000	2018
5. Lesage	5.667	2012

INDIVIDUAL AWARDS & RECORDS

MOST VALUABLE HOG

Outstanding Player
1980 Charles Kopp
1981 John Rugh
1982 Steve Centrella
1983 Tom Sommers
1984 Mike Demiter
1985 Steve Centrella
1986 Tom Gottshall
1987 Steve Centrella
1988 Gary Brignola
1989 Tom Sommers
1990 Tom Sommers
1991 Tom Sommers
1992 Tom Sommers
1993 John Rugh
1994 John Rugh
1995 Jim Yancik
1996 Hector Rosario
1997 Pat Dixon
1998 Pat Dixon
1999 Pat Dixon
2000 Noel McNew
2001 Pat Dixon
2002 Noel McNew
2003 Noel McNew
2004 Kyle Murphy
2005 Charlie Bloemer
2006 Charlie Bloemer
2007 Charlie Bloemer
2008 Brandon Slavinski
2009 Chris Rugh
2010 Brandon Slavinski
2011 Josh Bucci
2012 Charlie Bloemer
2013 Josh Bucci
2014 Derf Niegocki
2015 Chris Rugh
2016 Chris Rugh
2017 Chris Rugh
2018 Chris Rugh
2019 Chris Rugh

ROOKIE OF THE YEAR

Outstanding Rookie
1980 Charles Kopp
1981 Charles Bolton
1982 Robert Weller
1983 Dan Sommers
1984 John Mathas
1985 Jim Thorpe
1986 Tom Gottshall
1987 Mark Wilson
1988 Tom Leddy
1989 John McMaster
1990 Phil Seufert
1991 Craig Bender
1992 Bruce Dayton
1993 John Johns
1994 Claude Weiss
1995 Jim Yancik
1996 Pat Dixon
1997 Andy DeOrzio
1998 Tom McIntyre
1999 Noel McNew
2000 Mark Streeper
2001 Mike Hougnon
2002 Bob Greenaway
2003 Chuck Bloemer
2004 Kyle Murphy
2005 Matt McGloin
2006 Brandon Slavinski
2007 Josh Hook
2008 Josh Bucci
2009 John Deem
2010 None
2011 Steve McMonigle
2012 Mike Keenan
2013 Derf Niegocki
2014 Robert Speer
2015 Joey Cox
2016 Mike Strawbridge
2017 Ryan Caso
2018 Omar Diaz
2019 Ed Draves

CY HOG AWARD

Outstanding Pitcher
1980 Stan Clark
1981 Paul Charlton
1982 Stan Clark
1983 Stan Clark
1984 Stan Clark
1985 Stan Clark
1986 Jack Sturgeon
1987 Stan Clark
1988 Jack Sturgeon
1989 Jack Sturgeon
1990 Stan Clark
1991 Stan Clark
1992 Stan Clark
1993 Stan Clark
1994 Stan Clark
1995 Stan Clark
1996 Stan Clark
1997 Stan Clark
1998 Stan Clark
1999 Stan Clark
2000 Stan Clark
2001 Stan Clark
2002 Stan Clark
2003 Stan Clark
2004 Stan Clark
2005 Noel McNew
2006 Elmer Pass
2007 Elmer Pass
2008 Elmer Pass
2009 Elmer Pass
2010 Elmer Pass
2011 Elmer Pass
2012 Elmer Pass
2013 Justin Centrella
2014 Noel McNew
2015 Noel McNew
2016 Noel McNew
2017 Noel McNew
2018 Noel McNew
2019 Noel McNew

IRON HOGS

Made Every Game & Bar - Since 1985

1985	Stan Clark
	Mike Demiter
	Dave MacFarland
1986	Steve Centrella
	Mike Demiter
1987	Stan Clark
1988	Steve Centrella
1989	Steve Centrella
1990	Steve Centrella
	Stan Clark
	Tom Sommers
	Mark Wilson
1991	Stan Clark
	Tom Sommers
1992	Steve Centrella
	Stan Clark
	Tom Gottshall
1993	Stan Clark
1994	Stan Clark
	Tom Gottshall
1995	Steve Centrella
	Stan Clark
	Dave Pierson
1996	Stan Clark
1997	Steve Centrella
	Stan Clark
1998	Stan Clark
1999	Stan Clark
	Pat Dixon
2000	Stan Clark
	Andy DeOrzio
	Pat Dixon
2001	Steve Centrella
2002	Noel McNew
2003	Cooper Altmiller
	Steve Centrella
	Andy DeOrzio
	Noel McNew
2004	Steve Centrella
	Andy DeOrzio
	Noel McNew
2005	Chuck Bloemer
	Andy DeOrzio
2006	Noel McNew
2007	Andy DeOrzio
	Jeff Nixon
2008	Brandon Slavinski
2009	Andy DeOrzio
	Brandon Slavinski
2010	Justin Centrella
	Andy DeOrzio
2011	Josh Bucci
2012	Justin Centrella
	Mike Keenan
2013	Justin Centrella
2014	None
2015	None
2016	Josh Bucci
	Andy DeOrzio
2017	Josh Bucci
	Steve McMonigle
	Jeff Nixon
2018	Chris Rugh
2019	Chris Rugh

SINGLE GAME RECORDS

At Bats	McNew,Pass,Streeper	7	2000
	Bucci,Rugh C, Speer	7	**2019**
Runs	**Rugh C**	**6**	**2019**
Hits	**Rugh C**	**7**	**2019**
Singles	Demiter, Dixon	5	1996, 2001
Doubles	Chimeluski	3	1980
Triples	Kopp, MacFarland	2	1980
	Rugh J	2	1981
	Sommers T	2	1983,92,93
	Crowly, Pass	2	1995
Home Runs	**Bucci**	**3**	**2019**
	Caso	**3**	**2019**
	Rugh C	**3**	**2019**
RBIs	**Caso**	**9**	**2019**
Total Bases	**Caso**	**15**	**2019**
Walks	Sommers T	4	1985, 1987
Sac. Flies	Rugh J	2	1983, 1985
	Clark S, Demiter	2	1983
	Wilson	2	1992
Outfield Ass.	Centrella S	2	1982, 90, 94
	Brignola	2	1990, 1991
	McAllister	2	1991
Pitcher Ks	Clark S	4	1985
	Sturgeon J	4	1987

SINGLE SEASON RECORDS

Games	7 With	29	
At Bats	Sommers T	89	1990
Runs	**Rugh C**	**50**	**2019**
Hits	**Rugh C**	**60**	**2019**
Singles	Centrella S	40	1995
Doubles	**Bucci**	**15**	**2019**
Triples	Rosario	8	1996
	Speer	8	2015
Home Runs	**Rugh C**	**12**	**2019**
Ext. Base Hits	**Rugh C**	**29**	**2019**
RBIs	**Rugh C**	**60**	**2019**
GWRBIs	Rosario	4	1996
	McNew	4	2002
	Rugh C	**4**	**2019**
Total Bases	**Rugh C**	**118**	**2019**
Walks	Sommers T	16	1991
Sac. Flies	Rugh J	7	1986
	Dixon	7	2002
Outfield Ass.	Centrella S	9	1994
On Base Avg.	**Rugh C**	**0.716**	**2019**
Slugging Pct.	Rugh C	1.449	2015
OPS	Rugh C	2.116	2015
Batting Avg.	**Rugh C**	**0.729**	**2019**
Hogging Pct.	Demiter	26.00	1995
Bar Appear.	Centrella S	33	1992
	Clark S	33	1992
	Sommers T	33	1992
Pitcher Wins	Clark S	13	1980
Pitcher Losses	Clark S	21	1999
Winning Pct.	Clark S	0.750	1981

LIFETIME RECORDS

Games	Centrella S	582
At Bats	Centrella S	1681
Runs	Centrella S	487
Hits	Centrella S	760
Singles	Centrella S	723
Doubles	McNew	94
Triples	Demiter	29
Home Runs	Dixon	48
	Rugh C	48
Total Bases	Centrella S	809
Ext. Base Hits	McNew	153
RBIs	Rugh J	360
GWRBIs	Rugh J	17
Walks	Centrella S	124
Sac. Flies	Rugh J	58
Outfield Ass.	Centrella S	60
On Base Avg.	Rugh C	0.614
Slugging Pct.	Rugh C	1.188
OPS	Rugh C	1.802
Batting Avg.	Rugh C	0.620
Hogging Pct.	Demiter	1.285
Bar Appear.	Centrella S	593
Pitcher Wins	Clark S	152
Pitcher Losses	Clark S	305
Pitch Win Pct.	Charlton	0.538
Shutouts	Clark S	5
Seasons	Centrella S	40
Iron Hog Yrs.	Clark S	13

SEASONS LED TEAM

Games	Clark S	20
At Bats	Centrella S	9
Runs	Sommers T	7
Hits	Sommers T	8
	Centrella	8
Singles	Centrella S	12
Doubles	Demiter	8
Triples	Sommers T	6
Home Runs	Demiter	10
Total Bases	Sommers T	6
	Rugh C	6
Ext. Base Hits	Demiter	9
RBIs	Rugh J	10
GWRBIs	Demiter	7
Walks	Sommers T	8
Sac. Flies	Rugh J	8
Outfield Ass.	Slavinski	10
On Base Avg.	Sommers T	6
Slugging Pct.	Demiter, Dixon	5
	Bloemer, Rugh C	5
OPS	Sommers T	5
	Dixon, Rugh C	5
Batting Avg.	Sommers T	6
Hogging Pct.	Centrella S	6
Bar Appear.	Centrella S	13
Pitcher Wins	Clark S	22
Pitcher Losses	Clark S	21
Pitcher Games	Clark S	21
MVH Seasons	Rugh C	6

SPECIAL HOG RECORDS

Hit for Cycle in One Game	Mike Demiter, Chris Rugh		1984, 2019
Struck Out The Side	Stan Clark		1985
Consecutive Games Played	Stan Clark	364	1990-2004
Consecutive Game Hitting Streak	Steve Centrella	20	1995, 2000
Consecutive Hits	Justin Centrella	14	2007
Most At-Bats Without a Walk	Dave MacFarland	596	1980-2016

TRIPLE CROWN WINNERS

Mike Demiter	1984
John Rugh	1994
Jim Yancik	1995
Charlie Bloemer	2006, 2007
Chris Rugh	2009, 2019

PLAYER OF THE DECADE

1980s	Mike Demiter
	John Rugh
1990s	Steve Centrella
2000s	Noel McNew
2010s	Josh Bucci

TEAM LEADERS BY SEASON 1

BATTING LEADERS BY SEASON

BATTING AVG.			SLUGGING PCT.			ON BASE AVG.			OPS		
1980	Kopp	0.500	1980	Kopp	1.167	1980	Kopp	0.484	1980	Kopp	1.651
1981	Rugh J	0.583	1981	Rugh J	0.847	1981	Rugh J	0.590	1981	Rugh J	1.437
1982	Chimeluski	0.511	1982	Demiter	0.692	1982	Chimeluski	0.500	1982	Chimeluski	1.189
1983	Sommers T	0.478	1983	Sommers T	0.642	1983	Sommers T, Centrella S	0.500	1983	Sommers T	1.142
1984	Demiter	0.507	1984	Demiter	0.925	1984	Demiter	0.515	1984	Demiter	1.440
1985	Centrella S	0.548	1985	Rugh J	0.849	1985	Centrella S	0.574	1985	Rugh J	1.349
1986	Gottshall	0.556	1986	Demiter	0.633	1986	Gottshall	0.556	1986	Gottshall	1.148
1987	Sommers T	0.526	1987	Sommers T	0.553	1987	Sommers T	0.600	1987	Sommers T	1.153
1988	Brignola	0.490	1988	Demiter	0.736	1988	Crowly	0.511	1988	Demiter	1.125
1989	Sommers T	0.566	1989	Sommers T	0.671	1989	Sommers T	0.602	1989	Sommers T	1.273
1990	Sommers D	0.522	1990	Sommers D	0.674	1990	Sommers D	0.520	1990	Sommers D	1.194
1991	Sommers T	0.468	1991	Demiter	0.600	1991	Sommers T	0.553	1991	Sommers T	1.125
1992	Sommers T	0.586	1992	Sommers T	0.686	1992	Sommers T	0.659	1992	Sommers T	1.345
1993	Sommers T	0.525	1993	Rugh J	0.766	1993	Sommers T	0.591	1993	Rugh J	1.312
1994	Rugh J	0.491	1994	Rugh J	0.745	1994	Rugh J, Centrella S	0.500	1994	Rugh J	1.245
1995	Yancik Jim	0.516	1995	Yancik Jim	0.875	1995	Yancik Jim	0.543	1995	Yancik Jim	1.418
1996	Pass	0.622	1996	Rosario	1.150	1996	Pass	0.633	1996	Rosario	1.743
1997	Pass	0.488	1997	Dixon	0.879	1997	Pass	0.532	1997	Dixon	1.379
1998	Pass	0.543	1998	Dixon, McHale	0.833	1998	Pass	0.563	1998	Dixon	1.325
1999	Pass	0.600	1999	Dixon	1.099	1999	Pass	0.615	1999	Dixon	1.651
2000	Centrella S	0.551	2000	Dixon	0.840	2000	Centrella S	0.573	2000	Dixon	1.340
2001	Dixon, Hougnon	0.583	2001	Dixon	0.931	2001	Hougnon	0.608	2001	Dixon	1.538
2002	Hougnon	0.564	2002	McNew	0.795	2002	Hougnon	0.586	2002	McNew	1.290
2003	McNew	0.548	2003	Bloemer	0.956	2003	Hougnon	0.571	2003	McNew	1.404
2004	Greenaway	0.500	2004	Murphy	1.073	2004	Greenaway	0.538	2004	Murphy	1.549
2005	Dixon	0.556	2005	Bloemer	0.938	2005	Dixon	0.547	2005	Bloemer	1.422
2006	Bloemer	0.577	2006	Bloemer	1.173	2006	Bloemer	0.566	2006	Bloemer	1.739
2007	Bloemer	0.574	2007	Bloemer	1.064	2007	Bloemer	0.563	2007	Bloemer	1.626
2008	Hook	0.468	2008	Bucci	0.524	2008	Hook	0.458	2008	Hook	0.969
2009	Rugh C	0.600	2009	Rugh C	1.067	2009	Rugh C	0.600	2009	Rugh C	1.667
2010	Centrella J	0.529	2010	Slavinski	0.676	2010	Centrella J	0.556	2010	Centrella J	1.173
2011	Nixon	0.611	2011	Bucci	1.206	2011	Nixon	0.600	2011	Bucci	1.801
2012	Nixon	0.561	2012	Bloemer	1.122	2012	Nixon	0.558	2012	Bloemer	1.634
2013	Slavinski	0.593	2013	Bucci	1.027	2013	Slavinski	0.633	2013	Slavinski	1.559
2014	Boland	0.630	2014	Niegocki	1.119	2014	Boland	0.630	2014	Niegocki	1.684
2015	Speer	0.688	2015	**Rugh C**	**1.449**	2015	Speer, Rugh C	0.667	2015	**Rugh C**	**2.116**
2016	Slavinski	0.563	2016	Rugh C	1.222	2016	Rugh C	0.574	2016	Rugh C	1.796
2017	Cox	0.625	2017	Strawbridge	1.000	2017	Cox	0.643	2017	Strawbridge	1.568
2018	Strawbridge	0.615	2018	Rugh C	1.175	2018	Strawbridge	0.617	2018	Rugh C	1.768
2019	**Rugh C**	**0.729**	2019	Rugh C	1.388	2019	**Rugh C**	**0.716**	2019	Rugh C	2.104

HITS			DOUBLES			TRIPLES			HOME RUNS		
1980	Rugh J	37	1980	Kopp	8	1980	Kopp	4	1980	Kopp	8
1981	Rugh J	42	1981	Demiter, MacFarland	3	1981	Rugh J	4	1981	Demiter	5
1982	Centrella S	28	1982	Charlton, Rugh J	3	1982	Demiter	5	1982	Chimeluski, Demiter	2
1983	Sommers T	32	1983	Sommers D	3	1983	Sommers T	4	1983	Demiter, Rugh J	2
1984	Demiter	34	1984	Demiter	6	1984	Centrella S, Demiter	2		Sturgeon T	2
1985	Centrella S	34	1985	Demiter	4		Sommers T	2	1984	Demiter	6
1986	Sommers T, Rugh J	31	1986	MacFarland, Demiter	3	1985	Rugh J	3	1985	Demiter	5
	Demiter, Centrella S	31	1987	Sturgeon J	3	1986	Demiter	2	1986	Demiter	4
1987	Centrella S	28	1988	Demiter	8	1987	Gerstenberger	2	1987	Demiter, Rugh J	2
1988	Wilson, Centrella S	30	1989	Demiter	6	1988	Leddy, Rugh J	2	1988	Demiter	3
	Sommers T	30	1990	Sommers D	4	1989	Sommers T	3	1989	Sturgeon J, Rugh J	1
1989	Sommers T	43	1991	Sommers T	4	1990	Gragilla, Sommers T	2	1990	Gragilla	4
1990	Sommers T	43	1992	Demiter, Sommers T	3	1991	RughJ, Wilson, SommersT	2	1991	Demiter	3
1991	Sommers T	36	1993	Clark S, Rugh J	3	1992	Clark S, Sommers T	2	1992	Demiter, Rock	1
1992	Sommers T	41	1994	Demiter, Rugh J	3		Sommers T, Sturgeon J	2		Rugh J, Wilson	1
1993	Sommers T	42	1995	Rugh J	4	1993	Demiter	3	1993	Rugh J	3
1994	Centrella S	29	1996	Pierson D	5	1994	Pierson	2	1994	Rugh J	3
1995	Centrella S	41	1997	Hitner, McHale	3	1995	Yancik Jim	4	1995	Yancik Jim	4
1996	Rosario	47	1998	McHale	5	1996	**Rosario**	**8**	1996	Rosario	9
1997	Centrella S	31	1999	Dixon	7	1997	Demiter	4	1997	Dixon	7
1998	McIntyre	27	2000	McNew	6	1998	McHale	3	1998	Dixon	5
1999	Dixon	37	2001	DeOrzio A	4	1999	Dixon, McNew, Pierson D	2	1999	Dixon	10
2000	McNew	47	2002	McNew	8	2000	Clark,Dixon,McNew,Pass	2	2000	Dixon	6
2001	Dixon	42	2003	McNew	11	2001	Centrella S, DeOrzio D	3	2001	McNew	8
2002	McNew	41	2004	Hougnon	6	2002	Dronitsky, Greenaway	3	2002	McNew	7
2003	McNew	34	2005	Bloemer	8	2003	Greenaway	3	2003	Bloemer	6
2004	Hougnon	22	2006	Bloemer	14	2004	Altmiller	4	2004	Murphy	6
2005	Dixon	35	2007	McNew	10	2005	Hougnon	5	2005	Bloemer	4
2006	Bloemer	30	2008	McNew	3	2006	McNew	5	2006	Bloemer	5
2007	Bloemer	27	2009	Rugh C	7	2007	Bloemer	4	2007	Bloemer	4
2008	Hook	22	2010	Slavinski	5	2008	Rugh C	3	2008	Nixon, Rugh C, Bloemer	1
2009	Rugh C, Centrella J	27	2011	Slavinski	7	2009	Rugh C	4	2009	Rugh C	2
2010	Centrella J	18	2012	Bloemer	6	2010	6 With	1	2010	4 With	1
2011	Nixon, Bucci, Centella J	33	2013	Slavinski, McNew, Bucci	4	2011	Dixon	3	2011	Bucci	10
2012	Nixon, Bucci	23	2014	Bucci, McNew	6	2012	McMonigle	2	2012	Bloemer	6
2013	Bucci	19	2015	Rugh C	11	2013	McNew, Richards, Dixon	2	2013	Bucci	5
2014	Boland, Centrella J	29	2016	Slavinski	8	2014	Boland	5	2014	Niegocki, Slavinski	4
2015	Speer	33	2017	Slavinski	5	2015	**Speer**	**8**	2015	Rugh C	8
2016	Rugh C, Bucci	29	2018	Rugh C	10	2016	Speer	3	2016	Rugh C	11
2017	Rugh C	31	2019	**Bucci**	**15**	2017	Rugh C, Strawbridge	3	2017	Rugh C	5
2018	Rugh C	37				2018	Rugh C	3	2018	Rugh C	7
2019	**Rugh C**	**62**				2019	Bucci	4	2019	**Rugh C**	**12**

TEAM LEADERS BY SEASON 2

BATTING LEADERS BY SEASON

EXTRA BASE HITS

1980	Kopp	20
1981	Demiter	11
1982	Demiter	9
1983	Rugh J, Sommers T	5
1984	Demiter	14
1985	Demiter	10
1986	Demiter	9
1987	Demiter	4
1988	Demiter	12
1989	Demiter	8
1990	Gragilla, Sommers T	6
1991	Demiter, Rugh J	6
	Sommers T	6
1992	Sommers T	5
1993	Rugh J	8
1994	Rugh J	7
1995	Yancik Jim	11
1996	Rosario	19
1997	Dixon	9
1998	Dixon, McHale	9
	McIntyre	9
1999	Dixon	19
2000	McNew	12
2001	McNew	11
2002	McNew	15
2003	McNew	14
2004	Hougnon, Murphy	9
2005	Bloemer	16
2006	Bloemer	20
2007	Bloemer	11
2008	Rugh C	4
2009	Rugh C	13
2010	Slavinski	6
2011	Bucci	16
2012	Bloemer	13
2013	Bucci	9
2014	Niegocki, Bucci	11
2015	Rugh C	21
2016	Rugh C	15
2017	Rugh C	9
2018	Rugh C	20
2019	**Rugh C**	**29**

TOTAL BASES

1980	Kopp	70
1981	Rugh J	61
1982	Demiter	45
1983	Sommers T	43
1984	Demiter	62
1985	Demiter	48
1986	Demiter	50
1987	Centrella S	32
1988	Wilson	40
1989	Sommers T	51
1990	Sommers T	55
1991	Sommers T	44
1992	Sommers T	48
1993	Sommers T	50
1994	Rugh J	41
1995	Yancik Jim	56
1996	Rosario	92
1997	Dixon	51
1998	Dixon, McIntyre	45
1999	Dixon	78
2000	McNew	69
2001	Dixon	67
2002	McNew	70
2003	McNew	53
2004	Murphy	44
2005	Bloemer	60
2006	Bloemer	61
2007	Bloemer	50
2008	Hook, Slavinski	24
2009	Rugh C	48
2010	Slavinski	25
2011	Bucci	70
2012	Bloemer	46
2013	Bucci	38
2014	Niegocki	47
2015	Rugh C	71
2016	Rugh C	66
2017	Rugh C	53
2018	Rugh C	74
2019	**Rugh C**	**118**

RUNS

1980	Rugh J	28
1981	Rugh J	27
1982	Demiter	21
1983	Sommers T	22
1984	Demiter	26
1985	Centrella S	23
1986	Sommers T	18
1987	Centrella S	21
1988	Centrella S	21
1989	Sommers T	32
1990	Sommers T	24
1991	Sommers T	27
1992	Sommers T	36
1993	Sommers T	34
1994	Gottshall	19
1995	Centrella S	27
1996	Rosario	35
1997	Centrella S	22
1998	McIntyre	20
1999	Dixon	30
2000	McNew	32
2001	Dixon	31
2002	McNew	32
2003	Hougnon	25
2004	Murphy	17
2005	Bloemer	25
2006	Bloemer	21
2007	Bloemer,McNew,Slavinski	18
2008	Slavinski	14
2009	Rugh C, Slavinski	17
2010	Slavinski	15
2011	Bucci, Centrella J	32
2012	Bucci, Bloemer	19
2013	Slavinski	18
2014	Centrella J	30
2015	Rugh C	31
2016	Rugh C	31
2017	Rugh C	20
2018	Rugh C	30
2019	**Rugh C**	**50**

RBIS

1980	Not Available	
1981	Demiter	30
1982	Centrella S, Demiter	16
1983	Rugh J	20
1984	Demiter	24
1985	Rugh J	27
1986	Rugh J	25
1987	Wilson	16
1988	Rugh J	21
1989	Rugh J	23
1990	Rugh J, Centrella S	16
1991	Rugh J	19
1992	Rugh J	29
1993	Rugh J	28
1994	Rugh J	19
1995	Yancik Jim	25
1996	Rosario	38
1997	Dixon, McHale	20
1998	Dixon	22
1999	Dixon	36
2000	Dixon	32
2001	Dixon, Hougnon	25
2002	DeOrzio D, McNew	26
2003	McNew	23
2004	Bloemer	19
2005	Bloemer	24
2006	Bloemer	25
2007	Bloemer	26
2008	McNew	13
2009	Rugh C	24
2010	Bucci	12
2011	Bucci	38
2012	Bloemer	24
2013	Bucci	20
2014	Niegocki	32
2015	Speer	34
2016	Rugh C	33
2017	Rugh C	28
2018	Rugh C	30
2019	**Rugh C**	**60**

GAMES

1980	Clark S, Rugh J	25
1981	Centrella S, MacFarland	24
	Rugh J	24
1982	Centrella S, Clark S	24
1983	Centrella S, Clark S	21
	MacFarland, Sommers T	21
1984	Centrella S, Clark S	22
	MacFarland, Sommers T	22
1985	Centrella S, Clark S	22
	Demiter, MacFarland	22
	Sturgeon J	22
1986	Demiter, Centrella S	27
1987	Clark S	27
1988	Centrella S, Wilson	27
1989	Centrella S	27
1990	**Centrella S, Clark S**	**29**
	Sommers T, Wilson	**29**
1991	Clark S	27
	Sommers T	27
1992	**Centrella S, Clark S**	**29**
	Gottshall	**29**
1993	Clark S	27
1994	Clark S, Gottshall	24
1995	Centrella, Clark S	27
	Pierson D	27
1996	Clark S, Pierson D	24
	Rosario	24
1997	Centrella S, Clark S	25
	Hitner, McHale	25
	Pierson D	25
1998	Clark S, Pierson D	22
1999	Clark S, Dixon	25
2000	Clark S, DeOrzio A	22
	DeOrzio D, Dixon	22
	McNew	22
2001	Clark S, Dixon	23
	Duff, McNew	23
	Centrella S	23
2002	Clark S, McNew	24
2003	Centrella S, Clark S	20
	McNew, Altmiller	20
	DeOrzio A	20
2004	Centrella S, Clark S	16
	McNew, Huyhn	16
	DeOrzio A	16
2005	Dixon, Bloemer	18
	McNew, DeOrzio A	18
2006	McNew	17
2007	McNew, Nixon, DeOrzio A	15
2008	Slavinski	18
2009	Slavinski, DeOrzio A	18
2010	Centrella J, Slavinski	12
	Bucci, Dixon, DeOrzio A	12
2011	Bucci, Centrella J	17
	McMonigle, DeOrzio A	17
2012	McMonigle,Centrella J	16
	Keenan M	16
2013	Keenan M,Centrella J	15
2014	Dixon	16
2015	Dixon, Nixon, McNew	16
2016	Bucci, DeOrzio A, McNew	17
2017	Bucci, McMonigle, Nixon	18
2018	Rugh C	18
2019	Rugh C	22

AT BATS

1980	Rugh J	79
1981	Centrella S, MacFarland	72
	Rugh J	72
1982	MacFarland	68
1983	Sommers T	67
1984	Demiter	67
1985	Demiter, Centrella S	62
1986	Demiter, Centrella S	79
1987	Rugh J	69
1988	Sommers T	81
1989	Centrella S	82
1990	**Sommers T**	**89**
1991	Sommers T	77
1992	Gottshall	73
1993	Sommers T	80
1994	Centrella S	67
1995	Centrella S	84
1996	Rosario	80
1997	Centrella S	65
1998	Pierson D	61
1999	Dixon	71
2000	McNew	87
2001	McNew	80
2002	McNew	88
2003	Centrella S	69
2004	Centrella S, McNew	50
2005	Bloemer	57
2006	McNew	54
2007	McNew	53
2008	Slavinski	57
2009	Bucci	55
2010	Slavinski	37
2011	Centrella J	63
2012	Centrella J	49
2013	Centrella J	42
2014	Centrella J, Bucci	54
2015	Nixon	60
2016	Rugh C	54
2017	Bucci, McMonigle, Nixon	55
2018	Rugh C	63
2019	Rugh C	85

WALKS

1980	Sommers T	5
1981	Crowly	7
1982	Crowly	9
1983	Centrella S, Crowly	5
1984	Sommers T	6
1985	Sommers T	8
1986	Sommers T	9
1987	Centrella S	10
1988	Centrella S	7
1989	Sommers T	7
1990	Centrella S	7
1991	**Sommers T**	**16**
1992	Sommers T	15
1993	Sommers T	13
1994	Centrella S	9
1995	Pass	11
1996	Clark S	7
1997	Clark S	8
1998	Dixon	6
1999	Pass	10
2000	Pass	11
2001	Dixon	6
2002	Clark S	15
2003	DeOrzio A	9
2004	Clark S	8
2005	DeOrzio A	5
2006	4 With	4
2007	Slavinski	4
2008	Slavinski	3
2009	McNew	7
2010	Pass	3
2011	Pass	9
2012	McNew	6
2013	Centrella J	5
2014	Centrella J, Bucci	3
2015	Bucci	10
2016	Rugh C	6
2017	Slavinski, McNew	4
2018	Strawbridge	5
2019	Draves	6

TEAM LEADERS BY SEASON 3

BATTING LEADERS BY SEASON

GAME WINNING RBIS		
1980	Not Available	
1981	Not Available	
1982	Not Available	
1983	Rugh J, Sommers T	3
1984	Demiter, Sturgeon J	2
1985	Demiter	3
1986	MacFarland	2
1987	7 With	1
1988	Leddy, Rugh J	3
1989	Demiter	2
1990	Tabor, Centrella S	2
1991	Rugh J	2
1992	Demiter	2
1993	Johns	2
1994	3 With	1
1995	McHale, Pass	2
1996	**Rosario**	**4**
1997	7 With	1
1998	2 With	1
1999	2 With	1
2000	8 With	1
2001	Dixon	3
2002	**McNew**	**4**
2003	Altmiller, DeOrzio A	2
2004	4 With	1
2005	Centrella J	3
2006	Baum, Slavinski	2
2007	McNew	3
2008	5 With	1
2009	4 With	2
2010	Not Available	
2011	Bucci	2
2012	Bloemer, Pass, Nixon	1
2013	4 With	1
2014	Bucci	2
2015	Slavinski	3
2016	Speer, McMonigle, Strawbridge	2
2017	Strawbridge, McMonigle	2
2018	McDade	3
2019	**Rugh C**	**4**

OUTFIELD ASSISTS		
1980	Not Available	
1981	Sommers T	4
1982	Centrella S	7
1983	Brignola	4
1984	Centrella S	4
1985	Centrella S	5
1986	Centrella S	6
1987	Brignola	3
1988	Brignola	6
1989	Brignola, Centrella S	5
1990	Centrella S	7
1991	McAllister	4
1992	Centrella S	3
1993	Johns	3
1994	**Centrella S**	**9**
1995	Centrella S	4
1996	Dixon	3
1997	McHale	3
1998	Dixon, McAllister	2
	McIntyre	2
1999	Dixon, Yancik	2
2000	DeOrzio D, Dixon	3
2001	Dixon	2
2002	Dixon, Keller	2
2003	Altmiller	2
2004	Altmiller, Bloemer	1
2005	3 With	1
2006	Bloemer	4
2007	Bloemer	4
2008	Slavinski	2
2009	Slavinski	3
2010	Slavinski	2
2011	Slavinski	5
2012	Bloemer	2
2013	Slavinski, Bloemer	1
2014	Slavinski	2
2015	Slavinski, Niegocki	2
2016	Slavinski	2
2017	Slavinski, Cox, Bucci	1
2018	Slavinski	2
2019	Caso, Heemer	1

BAR LEADERS BY SEASON

HOGGING PCT. (10 BARS MIN.)		
1985	Sommers T	1.048
1986	Gottshall	1.150
1987	Sommers T	1.500
1988	Rock	1.250
1989	Gottshall	1.222
1990	MacFarland	18.00
1991	Centrella S	1.462
1992	Crowly	1.727
1993	Demiter	1.222
1994	Demiter	1.316
1995	**Demiter**	**26.00**
1996	Demiter	1.250
1997	Demiter	1.190
1998	Centrella S	1.647
1999	DeOrzio D	1.167
2000	Centrella S	1.400
2001	Centrella S	1.130
2002	Centrella S	4.600
2003	Centrella S, McNew	1.250
	DeOrzio A	1.250
2004	Pass	4.333
2005	Heydt	16.000
2006	DeOrzio A	1.143
2007	Centrella J	1.214
2008	DeOrzio A	1.214
2009	Deem	1.214
2010	DeOrzio A	1.083
2011	Bucci	1.118
2012	Lesage	5.667
2013	Bucci	1.077
2014	DeOrzio A	1.333
2015	Rugh C	1.077
2016	McMonigle	1.143
2017	Bucci, McMonigle, Nixon	1.000
2018	Nixon	14.000
2019	Rugh C, Bucci, Brisbin	1.000

BAR APPEARANCES		
1985	Clark S, Demiter	22
	MacFarland, Sommers T	22
1986	Centrella S	27
1986	Demiter	27
1987	Clark S	27
1988	Centrella S	27
1989	Centrella S	27
1990	Centrella S, Wilson	31
	Sommers T	31
1991	Sommers T	32
1992	**Centrella S, Clark S**	**33**
	Sommers T	**33**
1993	Clark S	29
1994	Clark S	28
1993	Clark S	29
1994	Clark S	28
1995	Centrella S, Clark S	32
1996	Clark S	27
1997	Centrella S, Clark S	28
1998	Centrella S	28
1999	Centrella S, Clark S, Dixon	25
2000	Centrella S	28
2001	Centrella S	26
2002	McNew	28
2003	CentrellaS,McNew,DeOrzio	25
2004	Centrella S	20
2005	Bloemer, DeOrzio A	19
2006	McNew	19
2007	CentrellaJ,Nixon,DeOrizioA	17
2008	Slavinski	19
2009	Slavinski, DeOrzio A	20
2010	DeOrzio A	13
2011	Bucci	19
2012	DeOrzio,Keenan,Lesage	17
2013	Centrella J	15
2014	DeOrzio A	20
2015	Rugh C	14
2016	DeOrzio A	18
2017	Bucci, McMonigle, Nixon	18
2018	Rugh C, Bucci	18
2019	Rugh C	22

PITCHING LEADERS BY SEASON

WINS		
1980	**Clark S**	**13**
1981	Charlton, Clark S	6
1982	Clark S	7
1983	Clark S	8
1984	Clark S	7
1985	Clark S	11
1986	Sturgeon J	4
1987	Clark S	6
1988	Sturgeon J	9
1989	Sturgeon J	7
1990	Clark S	7
1991	Clark S	3
1992	Clark S	6
1993	Clark S	6
1994	Clark S	3
1995	Clark S	8
1996	Clark S	7
1997	Clark S	7
1998	Clark S	2
1999	Clark S	2
2000	Clark S	9
2001	Clark S	10
2002	Clark S	11
2003	Clark S	8
2004	Clark S	3
2005	McNew	7
2006	Pass	5
2007	Pass	5
2008	Pass	5
2009	Pass	8
2010	Pass	3
2011	Pass, McNew	3
2012	McNew	2
2013	Centrella J	3
2014	McNew	8
2015	McNew	12
2016	McNew	11
2017	McNew	7
2018	McNew	10
2019	McNew	9

WINNING PCT. (5 DEC)		
1980	Clark S	0.520
1981	**Clark S**	**0.750**
1982	Clark S	0.333
1983	Clark S	0.400
1984	Mathas	0.600
1985	Clark S	0.611
1986	Sturgeon J	0.333
1987	Clark S	0.300
1988	Sturgeon J	0.600
1989	Sturgeon J	0.412
1990	Sturgeon J	0.429
1991	Sturgeon J	0.167
1992	Sturgeon J	0.400
1993	Sturgeon J	0.400
1994	Clark S	0.130
1995	Clark S	0.320
1996	Clark S	0.304
1997	Clark S	0.333
1998	Clark S	0.095
1999	Clark S	0.087
2000	Clark S	0.409
2001	Clark S	0.455
2002	Clark S	0.500
2003	Clark S	0.421
2004	Clark S	0.200
2005	McNew	0.389
2006	Pass	0.455
2007	Pass	0.357
2008	Pass	0.313
2009	Pass	0.533
2010	Pass	0.300
2011	Pass	0.188
2012	Pass	0.100
2013	Centrella J	0.231
2014	McNew	0.571
2015	McNew	0.706
2016	McNew	0.647
2017	McNew	0.438
2018	McNew	0.625
2019	McNew	0.429

GAMES		
1980	**Clark S**	**25**
1981	Charlton	9
1982	Clark S	21
1983	Clark S	20
1984	Clark S	16
1985	Clark S	18
1986	Sturgeon J	13
1987	Clark S	20
1988	Sturgeon J	15
1989	Sturgeon J	17
1990	Clark S	20
1991	Clark S	21
1992	Clark S	19
1993	Clark S	23
1994	Clark S	23
1995	**Clark S**	**25**
1996	Clark S	23
1997	Clark S	21
1998	Clark S	21
1999	Clark S	23
2000	Clark S	22
2001	Clark S	22
2002	Clark S	22
2003	Clark S	19
2004	Clark S	15
2005	McNew	18
2006	Pass	11
2007	Pass	14
2008	Pass	16
2009	Pass	15
2010	Pass	10
2011	Pass	13
2012	Pass	10
2013	Centrella J	13
2014	McNew	14
2015	McNew	17
2016	McNew	17
2017	McNew	16
2018	McNew	16
2019	McNew	21

LOSSES		
1980	Clark S	12
1981	Charlton	3
1982	Clark S	14
1983	Clark S	12
1984	Clark S	9
1985	Clark S	7
1986	MacFarland	9
1987	Clark S	14
1988	Sturgeon J	6
1989	Sturgeon J	10
1990	Clark S	13
1991	Clark S	18
1992	Clark S	13
1993	Clark S	15
1994	Clark S	20
1995	Clark S	17
1996	Clark S	16
1997	Clark S	14
1998	Clark S	19
1999	**Clark S**	**21**
2000	Clark S	13
2001	Clark S	12
2002	Clark S	11
2003	Clark S	11
2004	Clark S	12
2005	McNew	11
2006	Pass	6
2007	Pass	9
2008	Pass	11
2009	Pass	7
2010	Pass	7
2011	Pass	10
2012	Pass	9
2013	Centrella J	10
2014	McNew	6
2015	McNew	5
2016	McNew	6
2017	McNew	9
2018	McNew	6
2019	McNew	12

1980s DECADE SUMMARY

1980s DECADE TOTALS

Players of the Decade: Mike Demiter & John Rugh

Batting Avg. Minimum 250 at-bats	Slugging Pct. Minimum 250 at-bats	On-Base Avg. Minimum 250 at-bats	OPS Minimum 250 at-bats	Runs	Hits	Home Runs	RBIs	Total Bases
1. Sommers T 0.450	1. Demiter 0.701	1. Sommers T 0.490	1. Demiter 1.110	1. Centrella S 195	1. Sommers T 298	1. Demiter 31	1. Rugh J 184	1. Demiter 399
2. Centrella S 0.428	2. Rugh J 0.613	2. Centrella S 0.454	2. Rugh J 1.034	2. Sommers T 188	1. Centrella S 298	2. Rugh J 24	2. Demiter 159	2. Rugh J 397
3. Rugh J 0.423	3. Sommers T 0.509	3. Rugh J 0.421	3. Sommers T 0.999	3. Rugh J 167	3. Rugh J 274	3. Gladfelter 10	3. Centrella S 109	3. Sommers T 337
4. Demiter 0.411	4. Centrella S 0.468	4. Demiter 0.409	4. Centrella S 0.921	4. Demiter 161	4. Demiter 234	4. Kopp 8	4. Sommers T 78	4. Centrella S 326
5. Sommers D 0.376	5. Sommers D 0.460	5. Sturgeon J 0.402	5. Sommers D 0.841	5. MacFarland 101	5. MacFarland 203	5. 3 With 4	4. Sturgeon J 78	5. MacFarland 229

MVH - Kopp — **1980** — **ROY - Kopp**

Batting Avg. Minimum 40 app.	Slugging Pct. Minimum 40 app.	On-Base Avg. Minimum 40 app.	OPS Minimum 40 app.	Runs	Hits	Home Runs	RBIs	Total Bases
1. Kopp 0.500	1. Kopp 1.167	1. Kopp 0.484	1. Kopp 1.651	1. Rugh J 28	1. Rugh J 37	1. Kopp 8	Not Available	1. Kopp 70
2. Rugh J 0.468	2. Rugh J 0.747	2. Rugh J 0.481	2. Rugh J 1.211	2. Gladfelter 24	2. Sturgeon T 31	2. Gladfelter 7		2. Rugh J 59
3. Sturgeon T 0.450	3. Gladfelter 0.679	3. Sturgeon T 0.450	3. Demiter 1.078	3. Kopp 23	3. Gladfelter 30	3. Rugh J 6		3. Gladfelter 53
4. Chimeluski 0.441	4. Demiter 0.667	4. Sommers T 0.444	4. Gladfelter 1.067	4. Sturgeon T 20	3. Kopp 30	4. Demiter 2		4. Sturgeon T 40
5. MacFarland 0.413	5. Sturgeon T 0.580	5. Gladfelter 0.441	5. Sturgeon T 1.016	5. 2 With 18	5. Centrella S 28	4. Sturgeon T 2		5. Centrella S 35

MVH - Rugh J — **1981** — **ROY - Bolton**

Batting Avg. Minimum 40 app.	Slugging Pct. Minimum 40 app.	On-Base Avg. Minimum 40 app.	OPS Minimum 40 app.	Runs	Hits	Home Runs	RBIs	Total Bases
1. Rugh J 0.583	1. Rugh J 0.847	1. Rugh J 0.590	1. Rugh J 1.437	1. Rugh J 27	1. Rugh J 42	1. Demiter 5	1. Demiter 30	1. Rugh J 61
2. Sommers T 0.521	2. Demiter 0.761	2. Sommers T 0.539	2. Demiter 1.153	2. Sommers T 19	2. Sommers T 37	2. Rugh J 3	2. Rugh J 29	2. Demiter 51
3. Chimeluski 0.472	3. Chimeluski 0.639	3. Chimeluski 0.487	3. Chimeluski 1.126	3. MacFarland 17	3. MacFarland 33	2. Gladfelter 3	3. MacFarland 14	3. MacFarland 38
4. MacFarland 0.458	4. MacFarland 0.528	4. MacFarland 0.458	4. Sommers T 1.061	3. Demiter 17	4. Demiter 27	4. Chimeluski 2	4. Sommers T 12	4. Sommers T 37
5. Demiter 0.403	5. Gladfelter 0.525	5. Demiter 0.392	5. MacFarland 0.986	3. Chimeluski 17	5. Centrella S 25		4. Centrella S 12	5. Gladfelter 32

MVH - Centrella S — **1982** — **ROY - Weller**

Batting Avg. Minimum 40 app.	Slugging Pct. Minimum 40 app.	On-Base Avg. Minimum 40 app.	OPS Minimum 40 app.	Runs	Hits	Home Runs	RBIs	Total Bases
1. Chimeluski 0.511	1. Demiter 0.692	1. Chimeluski 0.500	1. Chimeluski 1.189	1. Demiter 21	1. Centrella S 28	1. Demiter 2	1. Demiter 16	1. Demiter 45
2. Centrella S 0.444	2. Chimeluski 0.689	2. Centrella S 0.443	2. Demiter 1.104	2. Centrella S 15	2. Demiter 27	1. Chimeluski 2	1. Centrella S 16	2. Chimeluski 31
3. Demiter 0.415	3. Sturgeon T 0.500	3. Sommers T 0.418	3. Sturgeon T 0.913	3. Sommers T 13	3. MacFarland 25	3. MacFarland 1	3. Clark S 15	3. MacFarland 30
4. Sturgeon T 0.409	4. Rugh J 0.468	4. Sturgeon T 0.413	4. Centrella S 0.903	3. Sturgeon T 13	4. Sommers T 24	3. Sommers T 1	4. Sturgeon T 14	4. Centrella S 29
5. Bolton 0.389	5. Centrella S 0.460	5. Demiter 0.412	5. Sommers T 0.846	5. Chimeluski 12	5. Chimeluski 23	3. Weller 1	4. Bolton 14	5. Sommers T 27

MVH - Sommers T — **1983** — **ROY - Sommers D**

Batting Avg. Minimum 40 app.	Slugging Pct. Minimum 40 app.	On-Base Avg. Minimum 40 app.	OPS Minimum 40 app.	Runs	Hits	Home Runs	RBIs	Total Bases
1. Sommers T 0.478	1. Sommers T 0.642	1. Sommers T 0.500	1. Sommers T 1.142	1. Sommers T 22	1. Sommers T 32	1. Demiter 2	1. Rugh J 20	1. Sommers T 43
2. Centrella S 0.468	2. Rugh J 0.569	1. Centrella S 0.500	2. Centrella S 1.048	2. Centrella S 20	2. Centrella S 29	1. Sturgeon T 2	2. Demiter 18	2. Demiter 35
3. Demiter 0.419	3. Demiter 0.565	3. Crowly 0.488	3. Crowly 1.016	3. Demiter 17	3. Demiter 26	1. Rugh J 2	3. Centrella S 15	3. Centrella S 34
4. Crowly 0.417	4. Centrella S 0.548	4. Demiter 0.397	4. Demiter 0.962	4. Rugh J 13	4. MacFarland 24	4. Sommers T 1	4. Sommers D 13	4. Rugh J 33
5. Sommers D 0.386	5. Crowly 0.528	5. Toner 0.395	5. Rugh J 0.944	5. MacFarland 12	5. 2 With 22		5. 3 With 9	5. Sommers D 27

MVH - Demiter — **Triple Crown - Demiter** — **1984** — **ROY - Mathas**

Batting Avg. Minimum 40 app.	Slugging Pct. Minimum 40 app.	On-Base Avg. Minimum 40 app.	OPS Minimum 40 app.	Runs	Hits	Home Runs	RBIs	Total Bases
1. Demiter 0.507	1. Demiter 0.925	1. Demiter 0.515	1. Demiter 1.440	1. Demiter 26	1. Demiter 34	1. Demiter 6	1. Demiter 24	1. Demiter 62
2. Mathas 0.444	2. Rugh J 0.525	2. Sommers T 0.464	2. Sommers T 0.956	2. Centrella S 25	2. Sommers T 26	2. Weller 1	2. Rugh J 19	2. Sommers T 31
3. Rugh J 0.424	3. Mathas 0.519	3. Centrella S 0.437	3. Mathas 0.955	3. Sommers T 19	2. Centrella S 26	2. Sommers D 1	3. Sommers D 11	2. Rugh J 31
4. Sommers T 0.413	4. Sommers T 0.492	4. Mathas 0.436	4. Rugh J 0.945	4. Mathas 13	4. Rugh J 25	2. Rugh J 1	4. 3 With 10	2. Centrella S 31
5. Sturgeon J 0.404	5. Centrella S 0.470	5. Sturgeon J 0.424	5. Centrella S 0.906	5. Rugh J 10	5. Mathas 24			5. Mathas 28

MVH - Centrella S — **1985** — **ROY - Thorpe**

Batting Avg. Minimum 40 app.	Slugging Pct. Minimum 40 app.	On-Base Avg. Minimum 40 app.	OPS Minimum 40 app.	Runs	Hits	Home Runs	RBIs	Total Bases
1. Centrella S 0.548	1. Rugh J 0.849	1. Centrella S 0.574	1. Rugh J 1.349	1. Centrella S 23	1. Centrella S 34	1. Demiter 5	1. Rugh J 27	1. Demiter 48
2. Sommers T 0.500	2. Demiter 0.774	2. Sommers T 0.554	2. Demiter 1.215	2. Rugh J 21	2. Sommers T 28	2. Rugh J 4	2. Demiter 21	2. Rugh J 45
3. Rugh J 0.491	3. Centrella S 0.548	3. Rugh J 0.500	3. Centrella S 1.122	3. Demiter 20	3. Demiter 27	3. 5 With 1	3. Sturgeon J 17	3. Centrella S 34
4. Sommers D 0.480	4. Sommers D 0.540	4. Sommers D 0.481	4. Sommers T 1.054	3. Sommers T 20	4. Rugh J 26		4. Rock 13	4. Sturgeon J 30
5. Demiter 0.435	5. Sturgeon J 0.508	5. Sturgeon J 0.446	5. Sommers D 1.021	5. Sturgeon J 13	5. Sturgeon J 25		5. Sommers D 11	5. Sommers T 28

MVH - Gottshall — **1986** — **ROY - Gottshall**

Batting Avg. Minimum 40 app.	Slugging Pct. Minimum 40 app.	On-Base Avg. Minimum 40 app.	OPS Minimum 40 app.	Runs	Hits	Home Runs	RBIs	Total Bases
1. Gottshall 0.556	1. Demiter 0.633	1. Gottshall 0.556	1. Gottshall 1.148	1. Sommers T 18	1. Sommers T 31	1. Demiter 4	1. Rugh J 25	1. Demiter 50
2. Rugh J 0.449	2. Rugh J 0.594	2. Sommers T 0.471	2. Rugh J 1.032	2. Demiter 17	1. Rugh J 31	2. Rugh J 3	2. Demiter 14	2. Rugh J 41
3. Sommers T 0.413	3. Gottshall 0.593	3. Rugh J 0.438	3. Demiter 1.009	3. Centrella S 13	1. Demiter 31		3. Centrella S 13	3. Centrella S 33
4. Centrella S 0.392	4. Sommers T 0.427	4. Centrella S 0.419	4. Sommers T 0.897	3. Rugh J 13	1. Centrella S 31		4. Sturgeon J 11	4. Gottshall 32
5. Demiter 0.392	5. Centrella S 0.418	5. Demiter 0.376	5. Centrella S 0.836	5. Brignola 11	5. Gottshall 30		5. Sommers T 10	4. Sommers T 32

MVH - Centrella S — **1987** — **ROY - Wilson**

Batting Avg. Minimum 40 app.	Slugging Pct. Minimum 40 app.	On-Base Avg. Minimum 40 app.	OPS Minimum 40 app.	Runs	Hits	Home Runs	RBIs	Total Bases
1. Sommers T 0.526	1. Sommers T 0.553	1. Sommers T 0.600	1. Sommers T 1.153	1. Centrella S 21	1. Centrella S 28	1. Demiter 2	1. Wilson 16	1. Centrella S 32
2. Centrella S 0.444	2. Centrella S 0.508	2. Centrella S 0.521	2. Centrella S 1.028	2. Rugh J 15	2. Rugh J 22	1. Rugh J 2	2. Centrella S 12	2. Rugh J 30
3. Brignola 0.409	3. Brignola 0.500	3. Brignola 0.422	3. Brignola 0.922	2. Sturgeon J 15	3. Sommers T 20	3. Brignola 1	2. Rugh J 12	3. Wilson 24
4. Crowly 0.359	4. Crowly 0.436	4. Sturgeon J 0.403	4. Crowly 0.826	4. Sommers T 10	4. Sturgeon J 19	3. Wilson 1	4. Sturgeon J 11	4. Brignola 22
5. Sturgeon J 0.322	5. Rugh J 0.435	5. Crowly 0.390	5. Rugh J 0.777	4. Gerstenbgr. 10	5. 3 With 18		5. 2 With 9	4. Sturgeon J 22

MVH - Brignola — **1988** — **ROY - Leddy**

Batting Avg. Minimum 40 app.	Slugging Pct. Minimum 40 app.	On-Base Avg. Minimum 40 app.	OPS Minimum 40 app.	Runs	Hits	Home Runs	RBIs	Total Bases
1. Brignola 0.490	1. Demiter 0.736	1. Crowly 0.511	1. Demiter 1.125	1. Centrella S 21	1. Sommers T 30	1. Demiter 3	1. Rugh J 21	1. Wilson 40
2. Crowly 0.476	2. Rugh J 0.582	2. Brignola 0.490	2. Crowly 1.059	2. Sommers T 17	1. Centrella S 30	2. Rugh J 2	2. Wilson 19	2. Demiter 39
3. Leddy 0.439	3. Leddy 0.561	3. Centrella S 0.435	3. Brignola 1.020	3. Demiter 16	1. Wilson 30	2. Sommers D 2	3. Demiter 12	2. Rugh J 39
4. Wilson 0.405	4. Crowly 0.548	4. Leddy 0.431	4. Leddy 0.992	4. Rugh J 14	4. Rugh J 27	2. Wilson 2	3. Leddy 12	4. Sommers T 34
5. Rugh J 0.403	5. Wilson 0.541	5. Wilson 0.400	5. Rugh J 0.966	5. Wilson 11	5. Leddy 25	5. 2 With 1	5. 3 With 9	5. Leddy 32

MVH - Sommers T — **1989** — **ROY - McMaster**

Batting Avg. Minimum 40 app.	Slugging Pct. Minimum 40 app.	On-Base Avg. Minimum 40 app.	OPS Minimum 40 app.	Runs	Hits	Home Runs	RBIs	Total Bases
1. Sommers T 0.566	1. Sommers T 0.671	1. Sommers T 0.602	1. Sommers T 1.273	1. Sommers T 32	1. Sommers T 43	1. Rugh J 1	1. Rugh J 23	1. Sommers T 51
2. Sommers D 0.500	2. Sommers D 0.577	2. Sommers D 0.483	2. Sommers D 1.060	2. Centrella S 24	2. Centrella S 39	1. Sturgeon J 1	2. Sturgeon J 19	2. Centrella S 43
3. Centrella S 0.476	3. Demiter 0.569	3. Centrella S 0.483	3. Centrella S 1.007	3. Rugh J 15	3. Rugh J 27		3. Sommers T 17	3. Rugh J 36
4. Gottshall 0.417	4. Centrella S 0.524	4. Gottshall 0.440	4. Demiter 0.914	4. Sommers D 14	4. Sommers D 26		4. Centrella S 16	4. Sommers D 30
5. Demiter 0.373	5. Rugh 0.480	5. Sturgeon J 0.391	5. Gottshall 0.857	5. Brignola 13	5. Sturgeon J 21		4. Demiter 16	5. Demiter 29

1990s DECADE SUMMARY

1990s DECADE TOTALS

Player of the Decade: Steve Centrella

Batting Avg. Minimum 250 at-bats	Slugging Pct. Minimum 250 at-bats	On-Base Avg. Minimum 250 at-bats	OPS Minimum 250 at-bats	Runs	Hits	Home Runs	RBIs	Total Bases
1. Sommers T 0.519	1. Sommers T 0.623	1. Sommers T 0.578	1. Sommers T 1.201	1. Centrella S 202	1. Centrella S 313	1. Dixon 26	1. Rugh J 176	1. Centrella S 323
2. Centrella S 0.465	2. Rugh J 0.533	2. Centrella S 0.503	2. Centrella S 0.983	2. Sommers T 132	2. Rugh J 225	2. Rugh J 13	2. Centrella S 108	2. Rugh J 303
3. Gottshall 0.403	3. Demiter 0.500	3. Gottshall 0.444	3. Rugh J 0.941	3. Rugh J 112	3. Sommers T 179	3. Rosario 10	3. Dixon 95	3. Demiter 219
4. Rugh J 0.396	4. Centrella S 0.480	4. Pierson D 0.408	4. Demiter 0.883	4. Clark S 98	4. Clark S 173	4. Yancik Jim 9	4. Demiter 93	4. Sommers T 215
5. Pierson D 0.386	5. Wilson 0.468	5. Rugh J 0.407	5. Gottshall 0.862	5. Demiter 95	5. Demiter 164	5. McHale 8	5. Pass 75	5. Dixon 213

MVH - Sommers T — **1990** — **ROY - Seufert**

Batting Avg. Minimum 40 app.	Slugging Pct. Minimum 40 app.	On-Base Avg. Minimum 40 app.	OPS Minimum 40 app.	Runs	Hits	Home Runs	RBIs	Total Bases
1. Sommers D 0.522	1. Sommers D 0.674	1. Sommers D 0.520	1. Sommers D 1.194	1. Sommers T 24	1. Sommers T 43	1. Gragilla 4	1. Centrella 16	1. Sommers T 55
2. Sommers T 0.483	2. Sommers T 0.618	2. Sommers T 0.511	2. Sommers T 1.129	2. Centrella S 16	2. Centrella S 32	2. Rugh J 3	1. Rugh J 16	2. Tabor 34
3. Brignola 0.421	3. Tabor 0.500	3. Brignola 0.477	3. Brignola 0.951	3. Tabor 14	3. Tabor 28	3. Sommers T 2	3. Wilson 15	3. Rugh J 33
4. Tabor 0.412	4. Rugh J 0.478	4. Centrella S 0.433	4. Tabor 0.900	4. 3 With 12	4. Rugh J 24	4. 6 With 1	4. Demiter 14	4. Centrella C 32
5. Centrella S 0.405	5. Brignola 0.474	5. Gottshall 0.406	5. Sturgeon J 0.853		4. Sommers D 24		5. 3 With 11	5. Sommers D 31

MVH - Sommers T — **1991** — **ROY - Bender**

Batting Avg. Minimum 40 app.	Slugging Pct. Minimum 40 app.	On-Base Avg. Minimum 40 app.	OPS Minimum 40 app.	Runs	Hits	Home Runs	RBIs	Total Bases
1. Sommers T 0.468	1. Demiter 0.600	1. Sommers T 0.553	1. Sommers T 1.125	1. Sommers T 27	1. Sommers T 36	1. Demiter 3	1. Rugh J 19	1. Sommers T 44
2. Gottshall 0.466	2. Sommers T 0.571	2. Gottshall 0.523	2. Gottshall 1.023	2. Gottshall 21	2. Gottshall 27	2. Rugh J 2	2. Demiter 17	2. Rugh J 34
3. Charlton 0.368	3. Rugh J 0.531	3. Centrella S 0.439	3. Demiter 0.945	3. Wilson 12	3. Wilson 23	2. Wilson 2	3. Sommers T 10	3. Demiter 33
4. Crowly 0.366	4. Gottshall 0.500	4. Seufert 0.396	4. Centrella S 0.883	3. Rock 12	4. Rugh J 22	4. McMaster 1	4. 3 With 9	3. Wilson 33
5. Demiter 0.364	5. Wilson 0.478	5. Crowly 0.395	5. Rugh J 0.865	3. Charlton 12	5. Demiter 20	4. Rock 1		5. Gottshall 29

MVH - Sommers T — **1992** — **ROY - Dayton**

Batting Avg. Minimum 40 app.	Slugging Pct. Minimum 40 app.	On-Base Avg. Minimum 40 app.	OPS Minimum 40 app.	Runs	Hits	Home Runs	RBIs	Total Bases
1. Sommers T 0.586	1. Sommers T 0.686	1. Sommers T 0.659	1. Sommers T 1.345	1. Sommers T 36	1. Sommers T 41	1. Demiter 1	1. Rugh J 29	1. Sommers T 48
2. Rugh J 0.469	2. Rugh J 0.547	2. Centrella S 0.506	2. Rugh J 1.040	2. Centrella S 26	2. Centrella S 33	1. Rock 1	2. Wilson 26	2. Rugh J 35
3. Centrella S 0.458	3. Demiter 0.515	3. Rugh J 0.493	3. Centrella S 0.978	3. Rugh J 16	2. Gottshall 33	1. Rugh J 1	3. Centrella S 20	2. Demiter 35
4. Gottshall 0.452	4. Wilson 0.500	4. Gottshall 0.488	4. Gottshall 0.940	3. Gottshall 16	4. Rugh J 30	1. Wilson 1	4. Gottshall 18	4. Centrella S 34
5. Demiter 0.426	5. Centrella S 0.472	5. 2 With 0.423	5. Demiter 0.937	5. Clark S 14	5. Demiter 29		5. Sommers T 16	5. Gottshall 33

MVH - Rugh J — **1993** — **ROY - Johns**

Batting Avg. Minimum 40 app.	Slugging Pct. Minimum 40 app.	On-Base Avg. Minimum 40 app.	OPS Minimum 40 app.	Runs	Hits	Home Runs	RBIs	Total Bases
1. Sommers T 0.525	1. Rugh J 0.766	1. Sommers T 0.591	1. Rugh J 1.312	1. Sommers T 34	1. Sommers T 42	1. Rugh J 3	1. Rugh J 28	1. Sommers T 50
2. Johns 0.522	2. Sommers T 0.625	2. Rugh J 0.547	2. Sommers T 1.216	2. Centrella S 25	2. Johns 35	2. Wilson 2	2. Demiter 18	2. Rugh J 49
3. Rugh J 0.516	3. Johns 0.597	3. Centrella S 0.524	3. Johns 1.112	3. Rugh J 18	2. Centrella S 35	3. Sommers T 1	3. Gottshall 15	3. Johns 40
4. Centrella S 0.467	4. Demiter 0.547	4. Johns 0.515	4. Centrella S 1.004	4. Wilson 14	4. Rugh J 33	3. Johns 1	4. Wilson 13	4. Wilson 38
5. Wilson 0.397	5. Wilson 0.521	5. Rock 0.449	5. Wilson 0.942	5. Johns 12	5. Wilson 29	3. Gladfelter 1	5. Johns 12	5. Centrella S 36

MVH - Rugh J — **Triple Crown - Rugh J** — **1994** — **ROY - Weiss**

Batting Avg. Minimum 40 app.	Slugging Pct. Minimum 40 app.	On-Base Avg. Minimum 40 app.	OPS Minimum 40 app.	Runs	Hits	Home Runs	RBIs	Total Bases
1. Rugh J 0.491	1. Rugh J 0.745	1. Centrella S 0.500	1. Rugh J 1.245	1. Gottshall 19	1. Centrella S 29	1. Rugh J 3	1. Rugh J 19	1. Rugh J 41
2. Centrella S 0.433	2. Demiter 0.473	1. Rugh J 0.500	2. Centrella S 0.948	2. Centrella S 16	2. Rugh J 27	2. Weller 2	2. Demiter 10	2. Centrella S 30
3. DeCoux 0.404	3. Centrella S 0.448	3. DeCoux 0.440	3. DeCoux 0.887	3. DeCoux 15	3. Gottshall 21	3. Demiter 1	3. Gottshall 9	3. Demiter 26
4. Gottshall 0.333	4. DeCoux 0.447	4. Gottshall 0.391	4. Demiter 0.829	4. Demiter 14	4. DeCoux 19	3. Pierson C 1	3. Pierson C 9	4. Weller 24
4. Johns 0.333	5. Pierson C 0.415	5. Demiter 0.356	5. Pierson C 0.748	4. Rugh J 14	4. Johns 19		5. Johns 8	5. Pierson C 22

MVH - Yancik Jim — **Triple Crown - Yancik Jim** — **1995** — **ROY - Yancik Jim**

Batting Avg. Minimum 40 app.	Slugging Pct. Minimum 40 app.	On-Base Avg. Minimum 40 app.	OPS Minimum 40 app.	Runs	Hits	Home Runs	RBIs	Total Bases
1. Yancik Jim 0.516	1. Yancik Jim 0.875	1. Yancik Jim 0.543	1. Yancik Jim 1.418	1. Centrella S 27	1. Centrella S 41	1. Yancik Jim 4	1. Yancik Jim 25	1. Yancik Jim 56
2. Centrella S 0.488	2. Pass 0.593	2. Pass 0.529	2. Pass 1.121	2. Yancik Jim 24	2. Yancik Jim 33	2. McHale 2	2. Pass 22	2. Centrella S 42
3. Pass 0.481	3. Crowly 0.523	3. Centrella S 0.511	3. Centrella S 1.011	3. Buhsmer 15	3. Buhsmer 29	3. Rosario 1	3. Rugh J 19	3. Rugh J 34
4. Buhsmer 0.420	4. Centrella S 0.500	4. Crowly 0.426	4. Crowly 0.948	4. 3 With 12	4. Pass 26		4. Pierson C 14	4. Buhsmer 33
5. Crowly 0.409	5. Buhsmer 0.478	5. Pierson D 0.422	5. Buhsmer 0.893		4. Rugh J 26		5. 2 With 9	5. Pass 32

MVH - Rosario — **1996** — **ROY - Dixon**

Batting Avg. Minimum 40 app.	Slugging Pct. Minimum 40 app.	On-Base Avg. Minimum 40 app.	OPS Minimum 40 app.	Runs	Hits	Home Runs	RBIs	Total Bases
1. Pass 0.622	1. Rosario 1.150	1. Pass 0.633	1. Rosario 1.743	1. Rosario 35	1. Rosario 47	1. Rosario 9	1. Rosario 38	1. Rosario 92
2. Rosario 0.588	2. Pass 0.889	2. Rosario 0.593	2. Pass 1.522	2. Centrella S 24	2. Centrella S 37	2. Dixon 4	2. Buhsmer 17	2. Pass 40
3. Centrella S 0.536	3. Dixon 0.848	3. Centrella S 0.556	3. Dixon 1.317	3. Pass 16	3. Pass 28	3. Yancik Jim 2	2. Dixon 17	3. Centrella S 39
4. Dixon 0.478	4. Yancik Jim 0.711	4. Dixon 0.469	4. Yancik Jim 1.173	4. Rugh J 14	4. Pierson D 26	4. Buhsmer 1	4. Pass 16	3. Dixon 39
5. Yancik Jim 0.467	5. Centrella S 0.565	5. Pierson D 0.463	5. Centrella S 1.121	5. Demiter 12	4. Rugh J 23		5. 2 With 13	5. Yancik Jim 32

MVH - Dixon — **1997** — **ROY - DeOrzio A**

Batting Avg. Minimum 40 app.	Slugging Pct. Minimum 40 app.	On-Base Avg. Minimum 40 app.	OPS Minimum 40 app.	Runs	Hits	Home Runs	RBIs	Total Bases
1. Pass 0.488	1. Dixon 0.879	1. Pass 0.532	1. Dixon 1.379	1. Centrella S 22	1. Centrella S 31	1. Dixon 7	1. Dixon 20	1. Dixon 51
2. Dixon 0.483	2. McHale 0.721	2. Centrella S 0.514	2. McHale 1.134	2. Dixon 18	2. Dixon 28	2. McHale 5	1. McHale 20	2. McHale 44
3. Centrella S 0.477	3. Yancik Jim 0.636	3. Dixon 0.500	3. Pass 1.117	3. McHale 17	3. McHale 26	3. Yancik Jim 3	3. Rugh J 15	3. Yancik Jim 35
4. McHale 0.426	4. Pass 0.585	4. Demiter 0.426	4. Yancik Jim 1.047	3. Yancik Jim 17	4. 3 With 22	4. 3 With 1	4. Pierson D 11	4. Demiter 32
5. Pierson D 0.423	5. Demiter 0.561	5. Pierson D 0.426	5. Centrella S 0.991	5. Demiter 15			5. 2 With 10	5. Centrella S 31

MVH - Dixon — **1998** — **ROY - McIntyre**

Batting Avg. Minimum 40 app.	Slugging Pct. Minimum 40 app.	On-Base Avg. Minimum 40 app.	OPS Minimum 40 app.	Runs	Hits	Home Runs	RBIs	Total Bases
1. Pass 0.543	1. Dixon 0.833	1. Pass 0.563	1. Dixon 1.325	1. McIntyre 20	1. McIntyre 27	1. Dixon 5	1. Dixon 22	1. Dixon 45
2. McHale 0.500	1. McHale 0.833	2. Dixon 0.492	2. McHale 1.322	2. Dixon 19	2. Centrella S 26	2. McIntyre 4	2. McIntyre 13	1. McIntyre 45
3. Dixon 0.463	3. McIntyre 0.750	3. McHale 0.488	3. McIntyre 1.218	3. Centrella S 18	3. Dixon 25	3. Pupek 2	2. Rugh J 13	3. McHale 35
4. Centrella S 0.456	4. Pass 0.630	4. Centrella S 0.475	4. Pass 1.193	4. Demiter 15	3. Pass 25	4. McHale 1	4. Pass 12	4. Pass 29
5. McIntyre 0.450	5. Centrella S 0.456	5. McIntyre 0.468	5. Centrella S 0.931	5. McHale 11	5. McHale 21		5. 3 With 11	5. Centrella S 26

MVH - Dixon — **1999** — **ROY - McNew**

Batting Avg. Minimum 40 app.	Slugging Pct. Minimum 40 app.	On-Base Avg. Minimum 40 app.	OPS Minimum 40 app.	Runs	Hits	Home Runs	RBIs	Total Bases
1. Pass 0.600	1. Dixon 1.099	1. Pass 0.615	1. Dixon 1.651	1. Dixon 36	1. Dixon 37	1. Dixon 10	1. Dixon 36	1. Dixon 78
2. Centrella S 0.522	2. McNew 0.750	2. Dixon 0.553	2. Pass 1.355	2. McNew 21	2. Centrella S 36	2. Fryer 4	2. McNew 21	1. McNew 48
3. Dixon 0.521	3. Pass 0.740	3. Centrella S 0.548	3. McNew 1.257	2. Pass 21	3. McNew 31	3. McNew 4	2. Pass 15	3. Centrella S 37
4. McNew 0.484	4. Fryer 0.714	4. McNew 0.507	4. Centrella S 1.084	4. Centrella S 18	3. Pass 30	4. 3 With 1	4. Centrella S 14	3. Pass 37
5. Yancik Jim 0.405	5. Centrella S 0.536	5. Yancik Jim 0.435	5. Fryer 1.071	5. 2 With 13	5. Pierson D 26		5. Pierson D 13	5. Pierson D 33

2000s DECADE SUMMARY

2000s DECADE TOTALS

Player of the Decade: Noel McNew

Batting Avg. Minimum 200 appear.	Slugging Pct. Minimum 200 appear.	On-Base Avg. Minimum 200 at-bats	OPS Minimum 200 at-bats	Runs	Hits	Home Runs	RBIs	Total Bases
1. Hougnon 0.535	1. Bloemer 0.982	1. Hougnon 0.560	1. Bloemer 1.466	1. McNew 190	1. McNew 285	1. Bloemer 25	1. McNew 169	1. McNew 432
2. Bloemer 0.493	2. Hougnon 0.806	2. Centrella S 0.511	2. Hougnon 1.366	2. Dixon 149	2. Dixon 240	2. McNew 22	2. Dixon 158	2. Dixon 340
3. Centrella S 0.488	3. McNew 0.685	3. Centrella J 0.502	3. McNew 1.148	3. DeOrzio A 107	3. DeOrzio A 184	3. Dixon 18	3. Bloemer 120	3. Bloemer 271
4. Centrella J 0.484	4. Dixon 0.654	4. Bloemer 0.484	4. Dixon 1.122	4. Bloemer 96	4. Hougnon 152	4. Hougnon 10	4. DeOrzio A 99	4. Hougnon 229
5. Dixon 0.462	5. Centrella J 0.544	5. McNew 0.464	5. Centrella J 1.046	5. Hougnon 95	5. Centrella S 141	5. Keller 7	5. Hougnon 77	5. DeOrzio A 216

MVH - McNew — **2000** — **ROY - Streeper**

Batting Avg. Minimum 40 app.	Slugging Pct. Minimum 40 app.	On-Base Avg. Minimum 40 app.	OPS Minimum 40 app.	Runs	Hits	Home Runs	RBIs	Total Bases
1. Centrella S 0.551	1. Dixon 0.840	1. Centrella S 0.573	1. Dixon 1.340	1. McNew 32	1. McNew 47	1. Dixon 6	1. Dixon 32	1. McNew 69
2. McNew 0.540	2. McNew 0.544	2. McNew 0.544	2. McNew 1.338	2. Dixon 29	2. Dixon 39	2. McNew 4	2. McNew 24	2. Dixon 63
3. Dixon 0.520	3. Centrella S 0.580	3. Pass 0.507	3. Centrella S 1.153	3. Pass 23	3. Centrella S 38	3. Keller 1	3. Centrella S 21	3. Centrella S 40
4. Pass 0.417	4. Pass 0.517	4. Dixon 0.500	4. Pass 1.024	4. Centrella S 22	4. Clark 25	3. Streeper 1	4. Clark 20	4. Clark 31
5. Duff 0.407	5. Clark 0.500	5. DeOrzio A 0.455	5. Clark 0.923	5. DeOrzio D 21	4. DeOrzio A 25		5. Pass 19	4. Pass 31

MVH - Dixon — **2001** — **ROY - Hougnon**

Batting Avg. Minimum 40 app.	Slugging Pct. Minimum 40 app.	On-Base Avg. Minimum 40 app.	OPS Minimum 40 app.	Runs	Hits	Home Runs	RBIs	Total Bases
1. Dixon 0.583	1. Dixon 0.931	1. Hougnon 0.608	1. Dixon 1.538	1. Dixon 31	1. Dixon 42	1. McNew 8	1. Dixon 25	1. Dixon 67
1. Hougnon 0.583	2. Hougnon 0.854	2. Dixon 0.608	2. Hougnon 1.462	2. Centrella S 27	2. Centrella S 34	2. Dixon 7	1. Hougnon 25	2. McNew 60
3. Dronitsky 0.576	3. McNew 0.750	3. Dronitsky 0.585	3. McNew 1.155	3. McNew 20	2. Dronitsky 34	3. Hougnon 2	3. McNew 19	3. Hougnon 41
4. Centrella S 0.436	4. Dronitsky 0.661	4. Centrella S 0.457	4. Dronitsky 1.246	4. Dronitsky 19	4. McNew 31	4. Greenaway 1	4. Dronitsky 18	4. Centrella S 40
5. Pass 0.407	5. DeOrzio A 0.534	5. Pass 0.448	5. Centrella S 0.970	5. Pass 16	5. Hougnon 28	4. Keller 1	5. DeOrzio D 12	5. Dronitsky 39

MVH - McNew — **2002** — **ROY - Greenaway**

Batting Avg. Minimum 40 app.	Slugging Pct. Minimum 40 app.	On-Base Avg. Minimum 40 app.	OPS Minimum 40 app.	Runs	Hits	Home Runs	RBIs	Total Bases
1. Hougnon 0.564	1. McNew 0.795	1. Hougnon 0.586	1. McNew 1.290	1. McNew 32	1. McNew 41	1. McNew 7	1. DeOrzio D 26	1. McNew 70
2. DeOrzio D 0.494	2. DeOrzio D 0.701	2. DeOrzio A 0.544	2. Hougnon 1.241	2. Duff 24	2. DeOrzio D 38	2. Keller 5	1. McNew 26	2. DeOrzio D 54
3. Dronitsky 0.492	3. Keller 0.681	3. Clark S 0.533	3. DeOrzio D 1.195	3. DeOrzio A 22	3. Hougnon 31	3. DeOrzio D 4	3. Keller 25	3. Keller 47
4. McNew 0.466	4. Greenaway 0.673	4. McNew 0.495	4. Dronitsky 1.131	4. Dronitsky 21	4. DeOrzio A 30	4. Dixon 3	4. Dixon 23	4. Dixon 43
5. DeOrzio A 0.455	5. Hougnon 0.655	5. DeOrzio D 0.494	5. DeOrzio A 1.120	5. Clark S 19	4. Dronitsky 30	5. Pupek 2	5. Clark S 20	5. Dronitsky 39

MVH - McNew — **2003** — **ROY - Bloemer**

Batting Avg. Minimum 40 app.	Slugging Pct. Minimum 40 app.	On-Base Avg. Minimum 40 app.	OPS Minimum 40 app.	Runs	Hits	Home Runs	RBIs	Total Bases
1. McNew 0.548	1. Bloemer 0.956	1. Hougnon 0.571	1. McNew 1.404	1. Hougnon 25	1. McNew 34	1. Bloemer 6	1. McNew 23	1. McNew 53
2. Hougnon 0.534	2. McNew 0.855	2. McNew 0.549	2. Bloemer 1.400	2. McNew 21	2. Centrella 33	2. Hougnon 3	2. Altmiller 21	2. Hougnon 46
3. DeOrzio D 0.517	3. Hougnon 0.793	3. DeOrzio D 0.516	3. Hougnon 1.365	3. Centrella S 18	3. DeOrzio D 31	3. McNew 2	3. DeOrzio A 19	3. Bloemer 43
4. Greenaway 0.488	4. Greenaway 0.683	4. Centrella S 0.500	4. Dixon 1.161	4. Altmiller 16	3. Hougnon 31	4. 4 With 1	4. DeOrzio D 18	4. Altmiller 38
5. Centrella S 0.478	5. DeOrzio D 0.617	5. Greenaway 0.476	5. Greenaway 1.159	5. 2 With 15	5. Altmiller 29		5. Greenaway 17	5. DeOrzio D 37

MVH - Murphy — **2004** — **ROY - Murphy**

Batting Avg. Minimum 25 app.	Slugging Pct. Minimum 25 app.	On-Base Avg. Minimum 25 app.	OPS Minimum 25 app.	Runs	Hits	Home Runs	RBIs	Total Bases
1. Greenaway 0.500	1. Murphy 1.073	1. Greenaway 0.538	1. Murphy 1.549	1. Murphy 17	1. Hougnon 22	1. Murphy 6	1. Bloemer 19	1. Murphy 44
2. Murphy 0.488	2. Hougnon 0.804	2. Hougnon 0.490	2. Hougnon 1.294	2. Altmiller 13	2. Centrella S 21	2. Bloemer 4	2. Murphy 18	2. Hougnon 37
3. Hougnon 0.478	3. Bloemer 0.738	3. Murphy 0.476	3. Greenaway 1.205	3. Bloemer 12	3. Murphy 20	3. Hougnon 3	3. Hougnon 13	3. Bloemer 31
4. Dixon 0.436	4. Greenaway 0.667	4. Altmiller 0.463	4. Altmiller 1.102	4. Hougnon 11	4. McNew 19		4. Centrella S 9	4. McNew 27
5. Centrella S 0.420	5. Altmiller 0.639	5. Dixon 0.452	5. Bloemer 1.102	5. 2 With 10	5. Dixon 17		4. Dixon 9	5. Altmiller 23

MVH - Bloemer — **2005** — **ROY - McGloin**

Batting Avg. Minimum 40 app.	Slugging Pct. Minimum 40 app.	On-Base Avg. Minimum 40 app.	OPS Minimum 40 app.	Runs	Hits	Home Runs	RBIs	Total Bases
1. Dixon 0.556	1. Bloemer 0.938	1. Dixon 0.547	1. Bloemer 1.422	1. Bloemer 25	1. Dixon 35	1. Bloemer 4	1. Bloemer 24	1. Bloemer 60
2. Centrella J 0.517	2. Hougnon 0.860	2. Centrella J 0.533	2. Hougnon 1.351	2. Dixon 21	2. Bloemer 32	2. Hougnon 2	2. Centrella J 16	2. Hougnon 49
3. Bloemer 0.500	3. Dixon 0.667	3. Hougnon 0.492	3. Dixon 1.214	2. Hougnon 21	3. Centrella J 30	3. McGloin 1	3. Dixon 14	3. Dixon 42
4. Hougnon 0.474	4. Centrella J 0.586	4. Bloemer 0.485	4. Centrella J 1.120	4. Centrella J 20	4. McNew 28	3. McNew 1	4. 3 With 13	4. McNew 34
5. Altmiller 0.460	5. Altmiller 0.580	5. Altmiller 0.482	5. McNew 1.073	5. McNew 15	5. Hougnon 27			4. Centrella J 34

MVH - Bloemer — **Triple Crown - Bloemer** — **2006** — **ROY - Slavinski**

Batting Avg. Minimum 40 app.	Slugging Pct. Minimum 40 app.	On-Base Avg. Minimum 40 app.	OPS Minimum 40 app.	Runs	Hits	Home Runs	RBIs	Total Bases
1. Bloemer 0.577	1. Bloemer 1.173	1. Bloemer 0.566	1. Bloemer 1.739	1. Bloemer 21	1. Bloemer 30	1. Bloemer 5	1. Bloemer 25	1. Bloemer 61
2. McNew 0.500	2. McNew 0.796	2. McNew 0.500	2. McNew 1.296	2. McNew 19	2. McNew 27	2. McNew J 4	2. McNew 17	2. McNew 43
3. Centrella J 0.468	3. McNew J 0.769	3. Centrella J 0.490	3. McNew J 1.232	3. Centrella J 18	3. McNew J 24	3. Slavinski 1	3. McNew J 16	3. McNew J 40
4. McNew J 0.462	4. Centrella J 0.553	4. Slavinski 0.465	4. Centrella J 1.043	4. McNew J 15	4. Centrella J 22	3. Centrella J 1	4. Altmiller 12	4. Centrella J 26
5. Slavinski 0.450	5. Slavinski 0.550	5. McNew J 0.463	5. Slavinski 1.015	5. Altmiller 13	5. Dixon 19	3. Nixon 1	4. Dixon 12	5. Dixon 24

MVH - Bloemer — **Triple Crown - Bloemer** — **2007** — **ROY - Hook**

Batting Avg. Minimum 40 app.	Slugging Pct. Minimum 40 app.	On-Base Avg. Minimum 40 app.	OPS Minimum 40 app.	Runs	Hits	Home Runs	RBIs	Total Bases
1. Bloemer 0.574	1. Bloemer 1.064	1. Bloemer 0.563	1. Bloemer 1.626	1. Bloemer 18	1. Bloemer 27	1. Bloemer 4	1. Bloemer 26	1. Bloemer 50
2. Dixon 0.512	2. Dixon 0.756	2. Centrella J 0.542	2. Dixon 1.280	1. McNew 18	2. McNew 26	2. Dixon 1	2. McNew 20	2. McNew 38
3. Centrella J 0.511	3. McNew 0.717	3. Dixon 0.524	3. McNew 1.198	1. Slavinski 18	3. Centrella J 23		3. Dixon 14	3. Dixon 31
4. McNew 0.491	4. Centrella J 0.533	4. McNew 0.481	4. Centrella J 1.075	4. Centrella J 12	4. Dixon 21		4. Nixon 10	4. Nixon 25
5. Slavinski 0.435	5. Slavinski 0.500	5. Slavinski 0.480	5. Slavinski 0.980	5. 2 With 11	5. Slavinski 20		5. 3 With 8	5. Centrella J 24

MVH - Slavinski — **2008** — **ROY - Bucci**

Batting Avg. Minimum 40 app.	Slugging Pct. Minimum 40 app.	On-Base Avg. Minimum 40 app.	OPS Minimum 40 app.	Runs	Hits	Home Runs	RBIs	Total Bases
1. Hook 0.468	1. Bucci 0.524	1. Hook 0.458	1. Hook 0.969	1. Slavinski 14	1. Hook 22	1. Slavinski 1	1. McNew 13	1. Hook 24
2. Bucci 0.452	2. Hook 0.511	2. Bucci 0.442	2. Bucci 0.966	2. Hook 12	2. Slavinski 21	1. Rugh C 1	2. Dixon 11	1. Slavinski 24
3. Nixon 0.425	3. Centrella J 0.478	3. Centrella J 0.413	3. Centrella J 0.891	3. McNew 10	3. Bucci 19	1. Bloemer 1	3. Rugh C 9	3. Bucci 22
4. Centrella J 0.413	4. Nixon 0.475	4. Nixon 0.409	4. Nixon 0.884	4. Centrella J 9	3. Centrella J 19		4. 3 With 7	3. McNew 22
5. Slavinski 0.368	5. Slavinski 0.421	5. Slavinski 0.400	5. Slavinski 0.821	4. Nixon 9	3. McNew 19			3. Centrella J 22

MVH - Rugh C — **Triple Crown - Rugh C** — **2009** — **ROY - Deem**

Batting Avg. Minimum 40 app.	Slugging Pct. Minimum 40 app.	On-Base Avg. Minimum 40 app.	OPS Minimum 40 app.	Runs	Hits	Home Runs	RBIs	Total Bases
1. Rugh C 0.600	1. Rugh C 1.067	1. Rugh C 0.600	1. Rugh C 1.667	1. Rugh C 17	1. Rugh C 27	1. Rugh C 2	1. Rugh C 24	1. Rugh C 48
2. Deem 0.558	2. Bucci 0.618	2. Deem 0.565	2. Deem 1.170	1. Slavinski 17	1. Centrella J 27	2. Hook 1	2. Bucci 22	2. Bucci 34
3. Centrella J 0.500	3. Deem 0.605	3. Centrella J 0.518	3. Bucci 1.076	3. Centrella J 14	3. Bucci 26	2. Bloemer 1	3. Hook 14	3. Centrella J 30
4. Bucci 0.473	4. Hook 0.604	4. Hook 0.471	4. Hook 1.075	3. McNew 14	4. Deem 24		4. Dixon 11	4. Hook 29
5. Hook 0.458	5. Centrella J 0.556	5. Bucci 0.458	5. Centrella J 1.073	5. Bucci 13	5. Hook 22		4. Nixon 11	5. Deem 26

2010s DECADE SUMMARY

2010s DECADE TOTALS

Player of the Decade: Josh Bucci

Batting Avg. Minimum 200 appear.		Slugging Pct. Minimum 200 appear.		On-Base Avg. Minimum 200 appear.		OPS Minimum 200 appear.		Runs		Hits		Home Runs		RBIs		Total Bases	
1. Rugh C	0.633	1. Rugh C	1.233	1. Rugh C	0.632	1. Rugh C	1.865	1. Bucci	230	1. Bucci	265	1. Rugh C	45	1. Bucci	206	1. Bucci	470
2. Speer	0.561	2. Bucci	0.883	2. Speer	0.542	2. Speer	1.416	2. Slavinski	190	2. Slavinski	234	2. Bucci	41	2. Rugh C	204	2. Rugh C	413
3. Slavinski	0.513	3. Speer	0.874	3. Slavinski	0.529	3. Bucci	1.396	3. Rugh C	171	3. Rugh C	212	3. Slavinski	21	3. McNew	115	3. Slavinski	373
4. Bucci	0.498	4. Slavinski	0.818	4. Bucci	0.512	4. Slavinski	1.347	4. Nixon	139	4. Nixon	187	4. Strawbridge	16	4. Nixon	114	4. Speer	263
5. Centrella J	0.480	5. McMonigle	0.651	5. Centrella J	0.511	5. Nixon	1.103	5. McNew	125	5. McNew	176	5. 2 With	15	5. Slavinski	110	5. McNew	260

2010

MVH - Slavinski | ROY - None

Batting Avg. Minimum 25 app.		Slugging Pct. Minimum 25 app.		On-Base Avg. Minimum 25 app.		OPS Minimum 25 app.		Runs		Hits		Home Runs		RBIs		Total Bases	
1. Centrella J	0.529	1. Slavinski	0.676	1. Centrella J	0.556	1. Slavinski	1.149	1. Slavinski	15	1. Centrella J	18	1. Rugh C		1. Bucci	12	1. Slavinski	25
2. Deem	0.462	2. Centrella J	0.618	2. Deem	0.500	2. Centrella J	1.173	2. Bucci	10	2. Slavinski	17	1. Slavinski		2. Deem	8	2. Centrella J	21
3. Slavinski	0.459	3. Deem	0.500	3. Slavinski	0.474	3. Deem	1.000	3. Centrella J	9	3. Deem	12	1. Bloemer		3. Nixon	7	3. Rugh C	17
4. Nixon	0.367	3. Nixon	0.500	4. Pass	0.423	3. Nixon	0.867	4. Deem	8	4. Nixon	11	1. DeOrzio A		4. McNew	6	4. Nixon	15
5. Pass	0.348	5. Bucci	0.417	5. Nixon	0.367	5. Pass	0.771	5. Nixon	7	4. Bucci	11			5. 3 With	5	4. Bucci	15

2011

MVH - Bucci | ROY - McMonigle

Batting Avg. Minimum 40 app.		Slugging Pct. Minimum 40 app.		On-Base Avg. Minimum 40 app.		OPS Minimum 40 app.		Runs		Hits		Home Runs		RBIs		Total Bases	
1. Nixon	0.611	1. Bucci	1.206	1. Nixon	0.600	1. Bucci	1.801	1. Bucci	32	1. Nixon	33	1. Bucci	10	1. Bucci	38	1. Bucci	70
1. Bloemer	0.585	2. Bloemer	1.146	2. Bucci	0.594	2. Bloemer	1.732	1. Centrella J	32	1. Bucci	33	2. Bloemer	6	2. Bloemer	25	2. Slavinski	50
3. Bucci	0.569	3. Slavinski	0.848	3. Bloemer	0.585	3. Slavinski	1.387	3. Slavinski	27	1. Centrella J	33	3. Slavinski	3	3. Centrella J	20	3. Bloemer	47
4. Centrella J	0.524	4. Dixon	0.815	4. Slavinski	0.540	4. Nixon	1.378	4. Nixon	18	4. Slavinski	30	3. Dixon	3	4. Nixon	19	4. Dixon	44
5. Deem	0.513	5. Nixon	0.778	5. Centrella J	0.539	5. Deem	1.291	5. Bloemer	17	5. Dixon	26	5. 2 With	2	5. 2 With	18	5. Nixon	42

2012

MVH - Bloemer | ROY - Keenan

Batting Avg. Minimum 40 app.		Slugging Pct. Minimum 40 app.		On-Base Avg. Minimum 40 app.		OPS Minimum 40 app.		Runs		Hits		Home Runs		RBIs		Total Bases	
1. Nixon	0.561	1. Bloemer	1.122	1. Nixon	0.558	1. Bloemer	1.634	1. Bucci	19	1. Nixon	23	1. Bloemer	6	1. Bloemer	24	1. Bloemer	46
2. Bucci	0.489	2. Bucci	0.936	2. Bloemer	0.512	2. Bucci	1.416	1. Bloemer	19	1. Bucci	23	2. Bucci	5	2. Bucci	20	2. Bucci	44
3. Bloemer	0.488	3. McMonigle	0.891	3. Slavinski	0.500	3. Nixon	1.412	3. Nixon	17	3. Centrella J	22	3. McMonigle	4	2. McMonigle	20	3. McMonigle	41
4. McMonigle	0.457	4. Nixon	0.854	4. McNew	0.489	4. McMonigle	1.370	4. Slavinski	15	4. McMonigle	21	3. McNew	4	4. Nixon	19	4. Nixon	35
5. Centrella J	0.449	5. McNew	0.780	5. Centrella J	0.481	5. McNew	1.270	5. Centrella J	13	5. Bloemer	20	5. Nixon	3	5. McNew	14	5. McNew	32

2013

MVH - Bucci | ROY - Niegocki

Batting Avg. Minimum 25 app.		Slugging Pct. Minimum 25 app.		On-Base Avg. Minimum 25 app.		OPS Minimum 25 app.		Runs		Hits		Home Runs		RBIs		Total Bases	
1. Slavinski	0.593	1. Bucci	1.027	1. Slavinski	0.633	1. Slavinski	1.559	1. Slavinski	18	1. Bucci	19	1. Bucci	5	1. Bucci	20	1. Bucci	38
2. Bucci	0.514	2. Slavinski	0.926	2. Boland	0.520	2. Bucci	1.540	2. Bucci	14	2. Nixon	18	2. Niegocki	4	1. Niegocki	18	2. Niegocki	30
3. Boland	0.478	3. Richards	0.833	3. Bucci	0.513	3. Richards	1.300	3. Nixon	13	3. Slavinski	16	3. Nixon	2	3. Nixon	14	3. Nixon	28
4. Nixon	0.474	4. Nixon	0.737	4. Richards	0.467	4. Nixon	1.198	4. Centrella J	11	4. Niegocki	14	3. Richards	2	3. Richards	14	4. Slavinski	25
5. Richards	0.467	5. McNew	0.655	5. Nixon	0.462	5. Boland	1.085	5. Richards	8	4. Richards	14	5. Slavinski	1	5. Dixon	9	4. Richards	25

2014

MVH - Niegocki | ROY - Speer

Batting Avg. Minimum 40 app.		Slugging Pct. Minimum 40 app.		On-Base Avg. Minimum 40 app.		OPS Minimum 40 app.		Runs		Hits		Home Runs		RBIs		Total Bases	
1. Boland	0.630	1. Niegocki	1.119	1. Boland	0.630	1. Niegocki	1.684	1. Centrella J	30	1. Boland	29	1. Niegocki	4	1. Niegocki	32	1. Niegocki	47
2. Niegocki	0.595	2. Boland	0.978	2. Niegocki	0.578	2. Boland	1.609	2. Bucci	22	1. Centrella J	29	1. Slavinski	4	2. Boland	25	2. Boland	45
3. Centrella J	0.537	3. Bucci	0.833	3. Centrella J	0.561	3. Bucci	1.342	3. Speer	20	3. Bucci	26	3. Bucci	3	3. Bucci	22	2. Bucci	45
4. Searles	0.512	4. Speer	0.821	4. Searles	0.512	4. Speer	1.273	4. Boland	17	4. Niegocki	25	4. Boland	2	4. McNew	18	4. Slavinski	35
5. Hook	0.500	5. Searles	0.628	5. Bucci	0.509	5. Searles	1.140	5. McNew	16	5. Searles	22	4. Speer	2	4. Speer	14	5. Speer	32

2015

MVH - Rugh C | ROY - Cox

Batting Avg. Minimum 40 app.		Slugging Pct. Minimum 40 app.		On-Base Avg. Minimum 40 app.		OPS Minimum 40 app.		Runs		Hits		Home Runs		RBIs		Total Bases	
1. Speer	0.688	1. Rugh C	1.449	1. Speer	0.667	1. Rugh C	2.116	1. Rugh C	31	1. Speer	33	1. Rugh C	8	1. Speer	34	1. Rugh C	71
2. Rugh C	0.653	2. Speer	1.271	1. Rugh C	0.667	2. Speer	1.938	2. Bucci	29	2. Rugh C	32	2. Bucci	5	2. Rugh C	33	2. Speer	61
3. Bucci	0.540	3. Bucci	1.020	3. Bucci	0.597	3. Bucci	1.617	2. Speer	24	3. Dixon	28	3. Speer	2	3. Bucci	17	3. Bucci	51
4. Dixon	0.539	4. Slavinski	0.712	4. Dixon	0.554	4. Slavinski	1.221	4. Nixon	21	4. Slavinski	26	4. 3 With	1	4. Nixon	16	4. Slavinski	37
5. Slavinski	0.500	5. Dixon	0.654	5. Slavinski	0.500	5. Dixon	1.207	5. Slavinski	18	4. Nixon	26			4. McNew	16	4. Dixon	34

2016

MVH - Rugh C | ROY - Strawbridge

Batting Avg. Minimum 40 app.		Slugging Pct. Minimum 40 app.		On-Base Avg. Minimum 40 app.		OPS Minimum 40 app.		Runs		Hits		Home Runs		RBIs		Total Bases	
1. Slavinski	0.563	1. Rugh C	1.222	1. Rugh C	0.574	1. Rugh C	1.796	1. Rugh C	31	1. Rugh C	29	1. Rugh C	11	1. Rugh C	33	1. Rugh C	66
2. Rugh C	0.537	2. Bucci	0.982	1. Slavinski	0.560	2. Bucci	1.490	2. Bucci	24	1. Bucci	29	2. Bucci	6	2. Bucci	27	2. Bucci	56
3. Nixon	0.528	3. Slavinski	0.875	3. Nixon	0.519	3. Slavinski	1.435	3. Nixon	22	3. Nixon	28	3. Cox	3	3. Speer	21	3. Nixon	43
4. Speer	0.522	4. Nixon	0.811	4. Bucci	0.508	4. Nixon	1.330	4. Slavinski	18	4. Slavinski	27	3. Strawbridge	3	4. McNew	18	4. Slavinski	42
5. Bucci	0.509	5. Speer	0.739	5. Speer	0.491	5. Speer	1.230	5. 2 With	16	5. Speer	24	5. 2 With	2	5. Nixon	14	5. Speer	34

2017

MVH - Rugh C | ROY - Caso

Batting Avg. Minimum 40 app.		Slugging Pct. Minimum 40 app.		On-Base Avg. Minimum 40 app.		OPS Minimum 40 app.		Runs		Hits		Home Runs		RBIs		Total Bases	
1. Cox	0.625	1. Strawbridge	1.000	1. Cox	0.643	1. Strawbridge	1.568	1. Rugh C	20	1. Rugh C	31	1. Rugh C	5	1. Rugh C	28	1. Rugh C	53
2. Rugh C	0.574	2. Rugh C	0.981	1. Strawbridge	0.568	2. Cox	1.568	2. McNew	19	2. Bucci	29	2. Strawbridge	4	2. Strawbridge	23	2. Strawbridge	44
3. Strawbridge	0.568	3. Cox	0.925	3. Rugh C	0.561	3. Rugh C	1.543	3. Bucci	18	3. Slavinski	26	3. Bucci	3	3. Bucci	20	3. Bucci	41
4. Bucci	0.527	4. Bucci	0.745	4. Bucci	0.542	4. Bucci	1.288	4. Nixon	17	3. McMonigle	26	3. McNew	3	4. Cox	18	4. 3 With	37
5. Slavinski	0.520	5. Slavinski	0.740	5. Slavinski	0.536	5. Slavinski	1.276	5. 2 With	16	5. 2 With	25	5. 4 With	2	5. McMonigle	17		

2018

MVH - Rugh C | ROY - Diaz

Batting Avg. Minimum 40 app.		Slugging Pct. Minimum 40 app.		On-Base Avg. Minimum 40 app.		OPS Minimum 40 app.		Runs		Hits		Home Runs		RBIs		Total Bases	
1. Strawbridge	0.615	1. Rugh C	1.175	1. Strawbridge	0.617	1. Rugh C	1.768	1. Rugh C	30	1. Rugh C	37	1. Rugh C	7	1. Rugh C	36	1. Rugh C	74
2. Rugh C	0.587	2. Strawbridge	1.103	1. Rugh C	0.594	2. Strawbridge	1.720	2. Bucci	22	2. Speer	29	2. Caso	5	2. Strawbridge	23	2. Speer	47
3. Speer	0.580	3. Caso	0.946	3. Speer	0.577	3. Speer	1.517	3. Slavinski	21	3. Bucci	26	3. Strawbridge	4	2. Speer	23	3. Strawbridge	43
4. Dixon	0.521	4. Speer	0.940	4. Dixon	0.520	4. Caso	1.396	4. Speer	19	4. Dixon	25	3. Speer	4	4. Caso	16	4. Slavinski	39
5. Slavinski	0.460	5. Slavinski	0.780	5. Slavinski	0.481	5. Slavinski	1.261	5. 2 With	16	5. Strawbridge	24	5. Slavinski	3	5. Slavinski	12	5. Caso	35

2019

MVH - Rugh C | ROY - Draves

Batting Avg. Minimum 40 app.		Slugging Pct. Minimum 40 app.		On-Base Avg. Minimum 40 app.		OPS Minimum 40 app.		Runs		Hits		Home Runs		RBIs		Total Bases	
1. Rugh C	0.729	1. Rugh C	1.388	1. Rugh C	0.716	1. Rugh C	2.104	1. Rugh C	50	1. Rugh C	62	1. Rugh C	12	1. Rugh C	60	1. Rugh C	118
2. McMonigle	0.654	2. McMonigle	0.981	1. McMonigle	0.632	2. McMonigle	1.612	2. Bucci	40	2. Bucci	42	2. Caso	5	2. Strawbridge	29	2. Bucci	77
3. Speer	0.571	3. Caso	0.979	3. Speer	0.548	3. Caso	1.500	3. Slavinski	27	3. Speer	40	2. Strawbridge	5	2. Speer	29	3. Speer	59
4. Slavinski	0.557	4. Bucci	0.975	4. Slavinski	0.545	4. Bucci	1.499	4. Speer	25	4. McMonigle	34	4. Bucci	4	4. Draves	27	4. Slavinski	56
5. Caso	0.532	5. Strawbridge	0.963	5. Strawbridge	0.525	5. Strawbridge	1.488	4. Strawbridge	25	4. Slavinski	34	4. Draves	4	5. Caso	24	5. Strawbridge	52

Hogs Softball Hall of Fame - 2020

Tom Sommers
(Zip)
Class of 2016

25 Seasons - 1980-2018
Team founder, Manager 1980-1993
MVH - 1983, 1989, 1990, 1991, 1992
Record 6 batting titles - 1983, 1987, 1989, 1991, 1992, 1993
Highest batting avg. 1980s decade
Highest batting avg. 1990s decade
Led team in hits 8 times, total bases 6 times
Led team in runs 7 times, walks 7 times
Led in OBA 6 times, slug. pct. 4 times
Single season record for games, at-bats, walks, bars
Director - Hogs Hall of Fame

Steve Centrella
(Areno)
Class of 2016

Record 40 Seasons - 1980-2019
Manager 1995-2004
Player of the Decade - 1990s
Lifetime leader in seasons, games, at-bats, runs, walks, hits, total bases, bars, OA
MVH - 1982, 1985, 1987
Batting Title - 1985, 2000
Led in hits 8 times, runs 5 times, on-base avg. 4 times, outfield assists 9 times
Led in bars 13 times, hogging pct. 5 times
10 Iron Hog seasons
Single season record for games, singles, OA, bars

Mike Demiter
(Eggy)
Class of 2016

21 Seasons - 1980-2016
Manager 1994
Player of the Decade - 1980s
Lifetime leader in triples, hogging pct.
10 home run titles including 8 straight
Triple Crown - 1984
MVH - 1984
Batting Title - 1984
Led in doubles 8 times, triples 4 times
Led in total bases 4 times, slug. pct. 4 times
Led in hogging pct. 5 times
Single season record for hogging pct.



John Rugh
(Pung)
Class of 2016

22 Seasons - 1980-2016
Player of the Decade - 1980s
Lifetime leader in RBIs, GWRBIs, sac. fly's
Triple Crown - 1994
MVH - 1981, 1993, 1994
Batting Title - 1981, 1994
Led in RBIs 10 times, home runs 7 times
Led in doubles 4 times, triples 4 times,
Led in slug. pct. 4 times, sac. fly's 8 times

Stan Clark
(Puddin)
Class of 2016

25 Seasons - 1980-2004
Played in a record 364 consecutive games
Lifetime leader in pitcher wins, games, shutouts
Won Cy Hog Award a record 21 times
Record 13 Iron Hogs seasons
Led team in games 21 times, bars 9 times
Single season record for pitcher wins, bars, games

Dave MacFarland
(Macos)
Class of 2016

22 Seasons - 1980-2016
Greatest heckler of all time
Most career at-bats without a walk
Led in games 4 times, at-bats 2 times
Iron Hog-1985
Author of famous Hogs Publications including *The Harlans Game* & *Hog of the Decade Controversy*
Shut down first-place Harlans twice in 1983
Won Hogs first-ever playoff game in 1985
Assistant Director - Hogs Hall of Fame

Elmer Pass
(Strawman)
Class of 2016

18 Seasons - 1995-2016
4 consecutive batting titles - 1996-1999
First batter to hit over .600
First batter to hit over .600 twice
Led in on-base avg. 4 times, walks 6 times
Led team in GWRBIs 5 times
Won Cy Hog Award 7 times
Led in pitcher wins 6 times, losses 7 times
Led in pitcher games 7 times, pitcher win pct. 7 times

Pat Dixon
(Postal)
Class of 2016

23 Seasons - 1996-2018
Lifetime leader in home runs
Second in lifetime hits, lifetime total bases, lifetime RBIs
Rookie of the Year - 1996
MVH - 1997, 1998, 1999, 2001
Batting Title - 2001, 2005
Led in RBIs 5 times, home runs 4 times
Led in total bases 4 times, slug. pct. 5 times
Led in games 7 times, sac fly's 7 times
Single season record for sac fly's
Comeback Player of the Year - 2018

Noel McNew
(The A-Hoel)
Class of 2016

21 Seasons - 1999-2019
Player of the Decade - 2000s
Lifetime leader in doubles, extra base hits
MVH - 2000, 2002, 2003
Rookie of the Year - 1999
Led in games 8 times, at-bats 6 times, doubles 5 times
Batting title - 2003
Cy Hog Award 7 Times
Only Hog to win MVH, ROY & Cy Hog Award

Hogs Softball Hall of Fame - 2020

Andy DeOrzio
(Wheels)
Class of 2016

22 Seasons - 1997-2018
Manager 2005 - 2017
Greatest GM of all time
Rookie of the Year - 1997
Led team in games 9 times, bars 8 times
Led team in Hogging pct. 5 times
8 Iron Hog seasons

Bill Dungee
(Owner Alert)
Class of 2016

30 Seasons - 1980-2009
Owner of the Stables, the official Hogs bar
Sponsored the Hogs for 30 years
Created tradition of all Hog jerseys having #14
Banned Nixon from the Stables - 2010

Jackie Clark
(You Fuckin' Suck)
Class of 2016

25 Seasons - 1980-2004
Greatest fan of all-time
Fan of the Decade - 1980s
Fan of the Decade - 1990s

Charlie Bloemer
(The Tool)
Class of 2017

11 Seasons - 2003-2013
Second highest lifetime BA, Slugging pct., OPS
Rookie of the Year - 2003
MVH - 2005, 2006, 2007, 2012
Triple Crown - 2006, 2007
Batting Title - 2006, 2007
Led in RBIs 5 times, home runs 7 times
Led in runs 4 times slugging pct. 5 times
Led in OPS 4 times, total bases 3 times

Josh Bucci
(Booch)
Class of 2018

12 Seasons - 2008-2019
Player of the Decade - 2010s
Rookie of the Year - 2008
MVH - 2011, 2013
2010s Decade leader in hits, runs, RBIs, TB
Single season record for doubles
Single game record for home runs
Led in hits 4 times, RBIs 3 times, SA 3 times
Led in games 4 times,at-bats 3 times, HRs 2 times
Led team in bars 2 times
Iron Hog - 2011, 2016, 2017

Jeff Nixon
(Nix)
Class of 2018

14 Seasons - 2006-2019
Batting Title - 2011, 2012
Hit .611 in 2011
Hit over .500 3 times
Led in OBA 2 times, games 3 times
Led in at-bats 2 times, bars 2 times
Iron Hog - 2017
Hogging Title - 2018
Comeback Player of the Year - 2019
Banned from the Stables - 2010

Justin Centrella
(Cench)
Class of 2019

13 Seasons - 1995-2015
Third highest lifetime batting average
Second hightest lifetime on-base average
Batting Title - 2010
Led in hits 4 times
Led in runs 2 times
Hit over .500 6 times

Brandon Slavinski
(Polish Hammer)
Class of 2019

14 Seasons - 2006-2019
Rookie of the Year - 2006
MVH - 2008, 2010
Batting Title - 2013, 2016
Hit over .500 7 times
Led in Outfiled Assists 10 times

Bruce Crowly
(Booze)
Class of 2019

19 Seasons - 1980-2000
Led in OBA - 1988
Lost 1988 batting title on last AB
His "Titan Frame" won Harlans game in 1983
Famous for his "Stables Shuffle"
Lifetime 1.072 hogging pct.
Largest batting avg. drop in a season -.305,1989

Chris Rugh
(Rugh)
Class of 2020

12 Seasons - 2006-2019
Team Manager - 2018-2019
Record 6 MVH Seasons - 2009, 2015, 2016, 2017, 2018, 2019
Triple Crown - 2009, 2019
Highest lifetime batting average, on-base avg., slugging pct, OPS, home runs
Single season record for hits, runs, home runs, total bases, RBIs, GWRBIs, batting avg., on-base avg., slugging pct., OPS, extra base hits
Batting Title - 2009, 2019
Single game record for hits, runs, home runs

HOGS SOFTBALL LIFETIME PLAYER ROSTER

YEAR	G	AB	H	2B	3B	HR	TB	R	RBI	GWRBI	BB	SF	OBA	SA	OPS	BA	BARS	HA
Altmiller,Cooper (Coop)																		
2003	**20**	67	29	2	2	1	38	16	21	**2**	3	1	0.451	0.567	1.018	0.433	22	1.100
2004	13	36	15	0	**4**	0	23	13	6	**1**	4	1	0.463	0.639	1.102	0.417	16	1.231
2005	16	50	23	2	2	0	29	9	9	0	4	2	0.482	0.580	1.062	0.460	17	1.063
2006	15	49	13	3	1	0	18	13	13	1	**4**	2	0.309	0.367	0.676	0.265	15	1.000
2007	10	32	13	1	2	0	18	11	4	0	2	2	0.417	0.563	0.979	0.406	9	0.900
2008	8	22	5	0	1	0	7	4	5	0	1	1	0.250	0.318	0.568	0.227	4	0.500
2009	7	20	4	1	0	0	5	2	1	0	0	0	0.200	0.250	0.450	0.200	5	0.714
2010	3	7	2	0	0	0	2	1	3	0	0	0	0.286	0.286	0.571	0.286	3	1.000
8 Yrs.	92	283	104	9	12	1	140	69	62	4	18	9	0.394	0.495	0.888	0.367	91	0.989
Baranzano,Jerry ('s Kids)																		
1990	1	3	2	0	0	0	2	2	0	0	0	0	0.667	0.667	1.333	0.667	1	1.000
1 Yr.	1	3	2	0	0	0	2	2	0	0	0	0	0.667	0.667	1.333	0.667	1	1.000
Baum, Matt (M-Bomb)																		
2006	12	31	9	0	0	0	9	8	7	**2**	2	1	0.324	0.290	0.614	0.290	6	0.500
2007	7	22	5	0	0	0	5	2	1	0	1	0	0.261	0.227	0.488	0.227	1	0.143
2 Yrs.	19	53	14	0	0	0	14	10	8	2	3	1	0.298	0.264	0.562	0.264	7	0.368
Bender,Craig (Babe)																		
1991 ROY	9	21	7	1	1	0	10	4	2	0	0	0	0.333	0.476	0.810	0.333	8	0.889
1992	13	24	7	1	0	0	8	3	2	0	2	2	0.321	0.333	0.655	0.292	19	1.462
2 Yrs.	22	45	14	2	1	0	18	7	4	0	2	2	0.327	0.400	0.727	0.311	27	1.227
Benedict, Dom (The Bomb)																		
1995	7	14	2	0	0	0	2	0	3	0	0	0	0.143	0.143	0.286	0.143	0	0.000
1 Yr.	7	14	2	0	0	0	2	0	3	0	0	0	0.143	0.143	0.286	0.143	0	0.000
Benedict, John (The Babtist)																		
1995	3	6	1	0	0	0	1	0	0	0	0	0	0.167	0.167	0.333	0.167	0	0.000
1 Yr.	3	6	1	0	0	0	1	0	0	0	0	0	0.167	0.167	0.333	0.167	0	0.000
Bloemer,Charlie (The Tool)			**HALL OF FAME**															
2003 ROY	14	45	20	3	1	**6**	43	12	16	0	0	0	0.444	**0.956**	1.400	0.444	15	1.071
2004	14	42	15	2	1	4	31	12	**19**	**1**	1	1	0.364	0.738	1.102	0.357	16	1.143
2005 MVH	**18**	**64**	32	**8**	4	**4**	**60**	**25**	**24**	2	0	**2**	0.485	**0.938**	**1.422**	0.500	**19**	1.056
2006 MVH	16	52	**30**	**14**	1	**5**	**61**	**21**	**25**	0	0	1	**0.566**	**1.173**	**1.739**	**0.577**	16	1.000
2007 MVH	14	47	**27**	3	**4**	**4**	**50**	**18**	**26**	1	0	**1**	**0.563**	**1.064**	**1.626**	**0.574**	15	1.071
2008	4	14	5	1	0	**1**	9	2	4	0	0	0	0.357	0.643	1.000	0.357	4	1.000
2009	4	12	7	3	2	1	17	6	6	0	0	1	0.538	1.417	1.955	0.583	4	1.000
2010	4	13	4	0	0	**1**	7	3	2	0	0	0	0.308	0.538	0.846	0.308	3	0.750
2011	12	41	24	5	0	6	47	17	25	0	0	0	0.585	1.146	1.732	0.585	4	0.333
2012 MVH	14	41	20	**6**	1	**6**	46	**19**	**24**	**1**	2	**0**	0.512	**1.122**	**1.634**	0.488	7	0.500
2013	5	12	5	1	1	2	14	6	10	0	1	0	0.462	1.167	1.628	0.417	1	0.200
11 Yrs.	119	383	189	46	15	40	385	141	181	5	4	6	0.491	1.005	1.496	0.493	104	0.874
Boland,Mike (Vanilla)																		
2012	5	11	5	1	0	1	9	3	2	0	1	0	0.500	0.818	1.318	0.455	0	0.000
2013	9	23	11	2	0	0	13	6	4	**1**	2	0	0.520	0.565	1.085	0.478	3	0.333
2014	11	46	**29**	0	**5**	2	45	17	25	0	0	0	**0.630**	0.978	1.609	**0.630**	6	0.545
2015	5	21	12	1	0	0	13	6	5	0	0	0	0.571	0.619	1.190	0.571	0	0.000
2016	7	22	15	1	2	0	20	8	5	0	1	1	0.667	0.909	1.576	0.682	5	0.714
2017	8	27	16	0	0	0	16	10	3	0	1	1	0.586	0.593	1.179	0.593	4	0.500
2018	11	31	16	1	1	0	19	8	10	0	0	1	0.500	0.613	1.113	0.516	7	0.636
7 Yrs.	56	181	104	6	8	3	135	58	54	1	5	3	0.577	0.746	1.323	0.575	25	0.446
Bolton,Charles (Rusty Bolts)																		
1981 ROY	20	58	17	1	1	0	20	8	6	0	0	0	0.293	0.345	0.638	0.293		
1982	18	49	19	1	0	0	20	7	14	0	0	0	0.388	0.408	0.796	0.388		
2 Yrs.	38	107	36	2	1	0	40	15	20	0	0	0	0.336	0.374	0.710	0.336		
Brignola,Gary (Briggs)																		
1983	19	54	14	1	0	0	15	8	3	0	1	0	0.273	0.278	0.551	0.259		
1984	21	53	15	1	0	0	16	9	3	0	0	0	0.283	0.302	0.585	0.283		
1985	12	25	11	0	0	0	11	10	3	0	0	0	0.440	0.440	0.880	0.440	12	1.000
1986	22	52	15	1	1	0	18	11	3	0	0	0	0.288	0.346	0.635	0.288	18	0.818
1987	23	44	18	1	0	1	22	8	9	0	1	0	0.422	0.500	0.922	0.409	22	0.957
1988 MVH	19	49	24	2	0	0	26	10	8	1	0	0	0.490	0.531	1.020	**0.490**	19	1.000
1989	21	50	17	4	0	0	21	13	3	0	0	0	0.340	0.420	0.760	0.340	19	0.905
1990	18	38	16	0	1	0	18	10	7	1	5	1	0.477	0.474	0.951	0.421	18	1.000
1991	9	19	7	3	0	0	10	3	2	0	0	0	0.368	0.526	0.895	0.368	8	0.889
1992	12	22	10	0	0	0	10	8	5	0	5	1	0.536	0.455	0.990	0.455	9	0.750
10 Yrs.	176	406	147	13	2	1	167	90	46	2	12	2	0.379	0.411	0.790	0.362	125	0.919
Brhubacker,Chris (Big Boy)																		
2019	1	2	0	0	0	0	0	0	0	0	0	0	0.000	0.000	0.000	0.000	0	0.000
1 Yr.	1	2	0	0	0	0	0	0	0	0	0	0	0.000	0.000	0.000	0.000	0	0.000
Brisbin,Dave (Anna)																		
2018	5	16	4	1	0	0	5	2	4	1	0	0	0.250	0.313	0.563	0.250	3	0.600
2019	17	52	13	1	1	0	16	12	11	0	1	0	0.264	0.308	0.572	0.250	17	**1.000**
2 Yrs.	22	68	17	2	1	0	21	14	15	1	1	0	0.261	0.309	0.570	0.250	20	0.909
Bucci,James (Lebron)																		
2018	9	25	9	0	0	0	9	6	6	0	0	0	0.360	0.360	0.720	0.360	8	0.889
1 Yr.	9	25	9	0	0	0	9	6	6	0	0	0	0.360	0.360	0.720	0.360	8	0.889
Bucci, Josh (Booch)		**HALL OF FAME**				**Player of the Decade - 2010s**												
2008 ROY	14	42	19	1	1	0	22	6	7	**1**	0	1	0.442	**0.524**	0.966	0.452	2	0.143
2009	17	**55**	26	6	1	0	34	13	22	**2**	1	**3**	0.458	0.618	1.076	0.473	1	0.059
2010	**12**	36	11	2	**1**	0	15	10	**12**	0	0	1	0.297	0.417	0.714	0.306	9	0.750
2011 MVH	**17**	58	**33**	5	1	**10**	**70**	**32**	**38**	**2**	5	1	0.594	**1.207**	**1.801**	0.569	**19**	1.118
2012	15	47	**23**	4	1	5	44	**19**	20	0	1	**2**	0.480	0.936	1.416	0.489	12	0.800
2013 MVH	13	37	**19**	**4**	0	**5**	**38**	14	**20**	**1**	1	**1**	0.513	**1.027**	1.540	0.514	14	**1.077**
2014	15	**54**	26	**6**	2	3	45	22	22	**2**	**3**	0	0.509	0.833	1.342	0.481	14	0.933
2015	15	50	27	7	1	5	51	29	17	2	**10**	2	0.597	1.020	1.617	0.540	6	0.400

YEAR	G	AB	H	2B	3B	HR	TB	R	RBI	GWRBI	BB	SF	OBA	SA	OPS	BA	BARS	HA
2016	**17**	57	**29**	5	**2**	6	56	24	27	1	4	4	0.508	0.982	1.490	0.509	17	1.000
2017	**18**	**55**	29	3	0	3	41	18	20	1	3	1	0.542	0.745	1.288	0.527	**18**	**1.000**
2018	17	59	26	7	0	0	33	22	7	0	2	0	0.459	0.559	1.018	0.441	**18**	1.059
2019	20	79	42	**15**	**4**	4	77	40	23	1	1	2	0.524	0.975	1.499	0.532	20	**1.000**
12 Yrs.	190	629	310	65	14	41	526	249	235	13	31	18	0.503	0.836	1.339	0.493	150	0.789
Buhsmer, Dennis (Tuna)																		
1995	23	69	29	0	2	0	33	15	9	1	0	1	0.414	0.478	0.893	0.420	16	0.696
1996	20	61	21	0	0	1	24	11	17	0	0	0	0.344	0.393	0.738	0.344	13	0.650
2 Yrs.	43	130	50	0	2	1	57	26	26	1	0	1	0.382	0.438	0.820	0.385	29	0.674
Burns,Kyle (George)																		
2018	1	3	1	0	0	0	1	1	0	0	0	0	0.333	0.333	0.667	0.333	1	1.000
1 Yr.	1	3	1	0	0	0	1	1	0	0	0	0	0.333	0.333	0.667	0.333	1	1.000
Calabria, Al (Fat)																		
1993	1	1	0	0	0	0	0	0	0	0	0	0	0.000	0.000	0.000	0.000	1	1.000
1 Yr.	1	1	0	0	0	0	0	0	0	0	0	0	0.000	0.000	0.000	0.000	1	1.000
Casani,Tom (Wendel)																		
1983	11	27	5	0	0	0	5	4	1	0	1	1	0.207	0.185	0.392	0.185		
1984	12	28	8	1	0	0	9	3	6	0	0	1	0.276	0.321	0.597	0.286		
1986	3	7	3	0	0	0	3	2	1	0	0	1	0.375	0.429	0.804	0.429	3	1.000
3 Yrs.	26	62	16	1	0	0	17	9	8	0	1	3	0.258	0.274	0.532	0.258	3	1.000
Caso,Ryan (Chili Con)																		
2017 ROY	7	19	9	3	0	2	18	9	7	0	0	0	0.474	0.947	1.421	0.474	4	0.571
2018	14	37	17	3	0	5	35	11	16	0	1	2	0.450	0.946	1.396	0.459	6	0.429
2019	13	47	25	2	2	5	46	18	24	1	0	1	0.521	0.979	1.500	0.532	7	0.538
3 Yrs.	34	103	51	8	2	12	99	38	47	1	1	3	0.486	0.961	1.447	0.495	17	0.500
Centrella, Justin (Cench)	**HALL OF FAME**																	
1995	2	6	3	1	0	0	4	1	2	0	0	0	0.500	0.667	1.167	0.500	0	0.000
1998	4	9	4	0	0	0	4	1	0	0	0	0	0.444	0.444	0.889	0.444	0	0.000
2005	16	58	30	2	1	0	34	20	16	**3**	2	0	0.533	0.586	1.120	0.517	9	0.563
2006	14	47	22	1	0	1	26	18	9	0	3	1	0.490	0.553	1.043	0.468	13	0.929
2007	14	45	23	1	0	0	24	12	6	1	3	0	0.542	0.533	1.075	0.511	**17**	**1.214**
2008	15	46	19	1	1	0	22	9	6	0	0	0	0.413	0.478	0.891	0.413	14	**0.933**
2009	16	54	**27**	1	1	0	30	14	9	**2**	2	0	0.518	0.556	1.073	0.500	16	1.000
2010	**12**	34	**18**	1	**1**	0	21	9	5	0	2	0	**0.556**	0.618	**1.173**	**0.529**	12	1.000
2011	**17**	**63**	**33**	2	0	1	38	**32**	20	1	2	0	0.538	0.603	1.142	0.524	16	0.941
2012	**16**	**49**	22	3	1	0	27	13	3	0	3	0	0.481	0.551	1.032	0.449	**16**	1.000
2013	**15**	**42**	13	1	0	0	14	11	3	0	**5**	0	0.383	0.333	0.716	0.310	**15**	1.000
2014	15	**54**	**29**	2	0	0	31	**30**	7	0	**3**	0	0.561	0.574	1.135	0.537	15	1.000
2015	2	6	4	0	0	0	4	4	4	0	1	0	0.714	0.667	1.381	0.667	2	1.000
13 Yrs.	158	513	247	16	5	2	279	174	90	7	26	1	0.506	0.544	1.049	0.481	145	0.918
Centrella,Steve (Areno)	**HALL OF FAME**				**Player of the Decade-1990s**					Lifetime leader in seasons, G, AB, H, R, TB, BB, OA, Bars								
1980	24	73	28	3	2	0	35	18	NA		0	0	0.384	0.479	0.863	0.384		
1981	**24**	**72**	25	0	0	0	25	15	12		1	0	0.356	0.347	0.703	0.347		
1982 MVH	**24**	63	**28**	1	0	0	29	15	**16**		3	4	0.443	0.460	0.903	0.444		
1983	**21**	62	29	1	2	0	34	20	15	1	**5**	1	**0.500**	0.548	1.048	0.468		
1984	**22**	66	26	1	**2**	0	31	25	6	1	5	0	0.437	0.470	0.906	0.394		
1985 MVH	**22**	**62**	**34**	0	0	0	34	**23**	10	1	5	1	**0.574**	0.548	1.122	**0.548**	21	0.955
1986	**27**	**79**	**31**	0	1	0	33	13	13	0	5	2	0.419	0.418	0.836	0.392	**27**	1.000
1987 MVH	25	63	**28**	2	1	0	**32**	**21**	12	1	**10**	0	0.521	0.508	1.028	0.444	25	1.000
1988	**27**	75	**30**	0	0	0	30	**21**	9	0	**7**	3	0.435	0.400	0.835	0.400	**27**	1.000
1989	**27**	**82**	39	4	0	0	43	24	16	1	3	2	0.483	0.524	1.007	0.476	**27**	1.000
1990	**29**	79	32	0	0	0	32	16	**16**	2	**7**	4	0.433	0.405	0.838	0.405	**31**	1.069
1991	13	36	13	1	1	0	16	10	9	0	5	0	0.439	0.444	0.883	0.361	19	**1.462**
1992	**29**	72	33	1	0	0	34	26	20	0	11	**4**	0.506	0.472	0.978	0.458	**33**	1.138
1993	25	75	35	1	0	0	36	25	11	1	9	0	0.524	0.480	1.004	0.467	27	1.080
1994	23	**67**	**29**	1	0	0	30	16	6	0	**9**	0	**0.500**	0.448	0.948	0.433	26	1.130
1995	**27**	**84**	**41**	1	0	0	42	**27**	7	1	4	0	0.511	0.500	1.011	0.488	**32**	1.185
1996	21	69	37	2	0	0	39	24	4	0	3	0	0.556	0.565	1.121	0.536	23	1.095
1997	**25**	65	**31**	0	0	0	31	**22**	10	**1**	5	0	0.514	0.477	0.991	0.477	**28**	1.120
1998	17	57	26	0	0	0	26	18	11	0	2	0	0.475	0.456	0.931	0.456	**28**	**1.647**
1999	23	69	36	1	0	0	37	18	14	0	4	0	0.548	0.536	1.084	0.522	**25**	1.087
2000	20	69	38	2	0	0	40	22	21	**1**	5	1	**0.573**	0.580	1.153	**0.551**	**28**	**1.400**
2001	**23**	78	34	0	3	0	40	27	6	0	3	0	0.457	0.513	0.970	0.436	**26**	**1.130**
2002	5	14	9	1	0	0	10	6	5	0	1	0	0.667	0.714	1.381	0.643	23	**4.600**
2003	**20**	**69**	33	1	0	0	34	18	12	0	3	0	0.500	0.493	0.993	0.478	**25**	1.250
2004	**16**	**50**	21	1	0	0	22	7	9	0	2	0	0.442	0.440	0.882	0.420	**20**	1.250
2005	2	6	4	0	0	0	4	1	1	0	0	0	0.667	0.667	1.333	0.667	11	5.500
2006	3	0	0	0	0	0	0	0	1	0	0	0	0.000	0.000	0.000	0.000	3	1.000
2007	1	2	1	0	0	0	1	1	0	0	0	0	0.500	0.500	1.000	0.500	5	5.000
2008	1	1	1	0	0	0	1	1	1	0	0	0	1.000	1.000	2.000	1.000	2	2.000
2009	1	0	0	0	0	0	0	0	0	0	1	0	1.000	0.000	0.000	0.000	3	3.000
2010	2	4	1	0	0	0	1	0	0	0	0	0	0.250	0.250	0.500	0.250	2	1.000
2011	1	1	1	0	0	0	1	1	1	1	0	0	1.000	1.000	2.000	1.000	3	3.000
2012	1	1	0	0	0	0	0	0	0	0	0	0	0.000	0.000	0.000	0.000	3	3.000
2013	1	1	1	0	0	0	1	1	0	0	0	0	1.000	1.000	2.000	1.000	8	8.000
2014	1	5	0	0	0	0	0	0	0	0	0	0	0.000	0.000	0.000	0.000	4	4.000
2015	1	1	0	0	0	0	0	0	0	0	0	0	0.000	0.000	0.000	0.000	3	3.000
2016	2	3	2	0	0	0	2	2	1	0	3	0	0.833	0.667	1.500	0.667	6	3.000
2017	2	3	2	0	0	0	2	1	0	0	0	0	0.667	0.667	1.333	0.667	6	3.000
2018	2	2	1	0	0	0	1	1	0	0	0	0	0.500	0.500	1.000	0.500	7	3.500
2019	2	1	0	0	0	0	0	1	0	0	3	0	0.750	0.000	0.750	0.000	6	3.000
40 Yrs.	**582**	**1681**	**760**	25	12	0	**809**	**487**	275	12	**124**	22	0.484	0.481	0.965	0.452	**593**	1.275
Charlton,Paul (Frog Hog)						Lifetime leader in pitcher winning pct.												
1980	7	12	3	1	0	0	4	3	NA		0	0	0.250	0.333	0.583	0.250		
1981	16	48	14	2	1	0	18	7	7		1	0	0.306	0.375	0.681	0.292		
1982	15	41	14	**3**	0	0	17	10	4		1	0	0.357	0.415	0.772	0.341		
1983	4	11	1	0	0	0	1	0	1	0	0	0	0.091	0.091	0.182	0.091		

YEAR	G	AB	H	2B	3B	HR	TB	R	RBI	GWRBI	BB	SF	OBA	SA	OPS	BA	BARS	HA
1984	8	17	6	0	0	0	6	0	2	0	0	0	0.353	0.353	0.706	0.353		
1987	2	3	1	0	0	0	1	0	0	0	0	0	0.333	0.333	0.667	0.333	2	1.000
1988	1	2	0	0	0	0	0	0	0	0	0	0	0.000	0.000	0.000	0.000	4	4.000
1989	13	31	7	0	0	0	7	4	2	1	0	0	0.226	0.226	0.452	0.226	14	1.077
1990	3	4	2	0	0	0	2	0	0	0	0	0	0.500	0.500	1.000	0.500	7	2.333
1991	15	38	14	1	0	0	15	12	4	0	1	1	0.375	0.395	0.770	0.368	18	1.200
1992	3	3	0	0	0	0	0	0	0	0	0	0	0.000	0.000	0.000	0.000	3	1.000
1993	4	7	0	0	0	0	0	0	1	1	0	0	0.000	0.000	0.000	0.000	6	1.500
1994	2	5	1	0	0	0	1	0	2	0	0	0	0.200	0.200	0.400	0.200	3	1.500
13 Yrs.	93	222	63	7	1	0	72	36	23	2	3	1	0.292	0.324	0.616	0.284	57	1.326
Charlton, Paul (PJ Jr.)																		
1994	1	3	0	0	0	0	0	0	0	0	0	0	0.000	0.000	0.000	0.000	0	0.000
1 Yr.	1	3	0	0	0	0	0	0	0	0	0	0	0.000	0.000	0.000	0.000	0	0.000
Chimeluski,Bob (Geek)																		
1980	18	59	26	5	1	0	33	14	NA		0	0	0.441	0.559	1.000	0.441		
1981	12	36	17	0	0	2	23	17	9		2	1	0.487	0.639	1.126	0.472		
1982	15	45	23	0	1	**2**	31	12	5		0	1	**0.500**	0.689	**1.189**	**0.511**		
3 Yrs.	45	140	66	5	2	4	87	43	14	0	2	2	0.472	0.621	1.094	0.471		
Churnunda, Brian (Semper Fi)																		
2008	8	20	5	0	1	0	7	2	2	0	0	0	0.250	0.350	0.600	0.250	6	0.750
1 Yr.	8	20	5	0	1	0	7	2	2	0	0	0	0.250	0.350	0.600	0.250	6	0.750
Clark,Mark (The Lark)																		
1982	9	23	4	0	0	0	4	2	0		0	0	0.174	0.174	0.348	0.174		
1 Yr.	9	23	4	0	0	0	4	2	0	0	0	0	0.174	0.174	0.348	0.174	0	0.000
Clark,Neil (Tucker)																		
1986	4	4	0	0	0	0	0	0	0	0	1	0	0.200	0.000	0.200	0.000	0	0.000
1 Yr.	4	4	0	0	0	0	0	0	0	0	1	0	0.200	0.000	0.200	0.000	0	0.000
Clark,Stan (Puddin)		**HALL OF FAME**				Lifetime leader in pitcher games, pitcher wins, pitcher losses, pitcher shut outs												
1980	**25**	68	25	1	1	0	28	16	NA		2	1	0.380	0.412	0.792	0.368		
1981	10	22	8	0	0	0	8	6	1		0	0	0.364	0.364	0.727	0.364		
1982	**24**	64	22	1	0	0	23	2	15		1	0	0.354	0.359	0.713	0.344		
1983	**21**	61	20	1	2	0	25	8	8	0	2	2	0.338	0.410	0.748	0.328		
1984	**22**	54	14	0	0	0	14	4	10	0	3	2	0.288	0.259	0.547	0.259		
1985	**22**	51	17	0	1	0	19	7	6	0	5	0	0.393	0.373	0.765	0.333	**22**	1.000
1986	6	10	2	0	0	0	2	0	1	0	0	0	0.200	0.200	0.400	0.200	6	1.000
1987	**27**	56	9	0	0	0	9	7	3	0	6	1	0.238	0.161	0.399	0.161	**27**	1.000
1988	3	6	3	1	0	0	4	1	0	0	0	0	0.500	0.667	1.167	0.500	3	1.000
1989	9	16	4	0	0	0	4	2	0	0	4	0	0.400	0.250	0.650	0.250	9	1.000
1990	**29**	60	20	0	1	1	25	12	9	0	6	0	0.394	0.417	0.811	0.333	29	1.000
1991	**27**	57	18	0	1	0	20	9	6	0	8	1	0.394	0.351	0.745	0.316	31	1.148
1992	**29**	62	22	2	2	0	28	14	10	0	8	1	0.423	0.452	0.874	0.355	**33**	1.138
1993	**27**	59	21	**3**	0	0	24	9	5	0	7	1	0.418	0.407	0.825	0.356	**29**	1.074
1994	**24**	52	14	2	0	0	16	8	5	0	6	2	0.333	0.308	0.641	0.269	**28**	1.167
1995	**27**	65	19	0	0	0	19	9	4	1	3	0	0.324	0.292	0.616	0.292	**32**	1.185
1996	**24**	57	16	1	0	0	17	11	5	1	**7**	0	0.359	0.298	0.658	0.281	**27**	1.125
1997	**25**	44	6	0	1	0	8	5	6	0	**8**	3	0.255	0.182	0.436	0.136	**28**	1.120
1998	**22**	57	15	2	1	0	19	8	11	0	3	2	0.290	0.333	0.624	0.263	24	1.091
1999	**25**	62	22	0	0	0	22	13	10	0	5	0	0.403	0.355	0.758	0.355	**25**	1.000
2000	**22**	62	25	2	2	0	31	17	20	0	5	4	0.423	0.500	0.923	0.403	22	1.000
2001	**23**	61	15	1	0	0	16	6	3	0	4	0	0.292	0.262	0.555	0.246	22	0.957
2002	**24**	59	25	3	2	0	32	19	20	1	**15**	1	0.533	0.542	1.076	0.424	19	0.792
2003	**20**	55	16	2	0	0	18	11	4	0	5	2	0.339	0.327	0.666	0.291	18	0.900
2004	**16**	27	6	0	0	0	6	8	0	0	**8**	0	0.400	0.222	0.622	0.222	14	0.875
25 Yrs.	533	1247	384	22	14	1	437	212	162	3	121	23	0.363	0.350	0.713	0.308	448	1.039
Cox,Joey (No-Show)																		
2015 ROY	3	12	10	2	0	1	15	5	11	0	0	0	0.833	1.250	2.083	0.833	0	0.000
2016	9	27	16	2	0	3	27	15	10	1	0	0	0.593	1.000	1.593	0.593	3	0.333
2017	13	40	25	2	2	2	37	16	18	1	2	0	**0.643**	0.925	1.568	**0.625**	6	0.462
2018	3	12	8	0	2	1	15	5	9	0	0	1	0.615	1.250	1.865	0.667	1	0.333
2019	1	2	0	0	0	0	0	0	0	0	0	0	0.000	0.000	0.000	0.000	0	0.000
5 Yrs.	29	93	59	6	4	7	94	41	48	2	2	1	0.635	1.011	1.646	0.634	10	0.345
Creegan,Dan (Roots)																		
1999	2	7	3	0	0	1	6	1	2	0	0	0	0.429	0.857	1.286	0.429	3	1.500
2000	2	5	1	0	0	0	1	0	0	0	0	0	0.200	0.200	0.400	0.200	0	0.000
2001	2	5	1	0	0	0	1	0	2	0	0	1	0.167	0.200	0.367	0.200	2	1.000
3 Yrs.	6	17	5	0	0	1	8	1	4	0	0	1	0.278	0.471	0.748	0.294	5	0.833
Crowly,Bruce (Booze)		**HALL OF FAME**																
1980	21	54	17	0	1	0	19	6	NA		1	1	0.321	0.352	0.673	0.315		
1981	22	51	12	0	3	0	18	9	10		**7**	1	0.322	0.353	0.675	0.235		
1982	22	53	11	0	0	0	11	6	6		**9**	1	0.317	0.208	0.525	0.208		
1983	15	36	15	0	2	0	19	9	7	0	**5**	0	0.488	0.528	1.016	0.417		
1984	7	15	3	1	0	0	4	1	3	1	1	0	0.250	0.267	0.517	0.200		
1985	7	13	4	0	0	0	4	2	4	1	1	1	0.333	0.308	0.641	0.308	7	1.000
1986	8	17	4	1	0	0	5	2	2	0	0	0	0.235	0.294	0.529	0.235	8	1.000
1987	17	39	14	1	1	0	17	7	2	0	2	0	0.390	0.436	0.826	0.359	15	0.882
1988	16	42	20	1	1	0	23	7	9	0	3	0	**0.511**	0.548	1.059	0.476	16	1.000
1989	16	35	6	1	0	0	7	1	1	0	4	1	0.250	0.200	0.450	0.171	15	0.938
1990	16	32	11	1	1	0	14	4	4	0	2	1	0.371	0.438	0.809	0.344	17	1.063
1991	15	41	15	1	1	0	18	7	9	1	2	0	0.395	0.439	0.834	0.366	19	1.267
1992	11	26	8	1	0	0	9	4	2	0	3	1	0.367	0.346	0.713	0.308	19	**1.727**
1993	11	18	4	0	0	0	4	3	2	0	0	0	0.222	0.222	0.444	0.222	12	1.091
1994	9	20	8	1	0	0	9	1	5	0	1	0	0.429	0.450	0.879	0.400	9	1.000
1995	18	44	18	1	2	0	23	9	5	0	2	1	0.426	0.523	0.948	0.409	18	1.000
1996	4	10	4	0	0	0	4	2	1	0	0	0	0.400	0.400	0.800	0.400	4	1.000
1998	2	3	1	0	0	0	1	0	0	0	0	0	0.333	0.333	0.667	0.333	2	1.000
2000	2	2	0	0	0	0	0	1	0	0	0	0	0.000	0.000	0.000	0.000	2	1.000
19 Yrs.	239	551	175	10	12	0	209	81	72	3	43	8	0.362	0.379	0.741	0.318	163	1.072

YEAR	G	AB	H	2B	3B	HR	TB	R	RBI	GWRBI	BB	SF	OBA	SA	OPS	BA	BARS	HA
Cummings,Wade (Ed)																		
2019	2	10	4	0	0	0	4	3	1	0	0	0	0.400	0.400	0.800	0.400	2	1.000
1 Yr.	2	10	4	0	0	0	4	3	1	0	0	0	0.400	0.400	0.800	0.400	2	1.000
Dayton, Bruce (The Oldest Rookie)																		
1992 ROY	5	10	2	0	0	0	2	1	0	0	0	0	0.200	0.200	0.400	0.200	8	1.600
1 Yr.	5	10	2	0	0	0	2	1	0	0	0	0	0.200	0.200	0.400	0.200	8	1.600
DeCoux, (Give It a Lick) Dick																		
1989	13	23	4	0	0	0	4	3	3	0	1	0	0.208	0.174	0.382	0.174	13	1.000
1990	9	16	4	0	0	0	4	3	1	0	0	0	0.250	0.250	0.500	0.250	8	0.889
1991	17	38	8	0	0	0	8	4	7	0	5	2	0.289	0.211	0.499	0.211	18	1.059
1992	19	39	14	0	0	0	14	10	2	0	3	1	0.395	0.359	0.754	0.359	20	1.053
1993	20	52	20	0	0	0	20	11	8	0	2	0	0.407	0.385	0.792	0.385	21	1.050
1994	15	47	19	2	0	0	21	15	6	0	3	0	0.440	0.447	0.887	0.404	17	1.133
1995	18	56	17	0	1	0	19	12	3	0	2	0	0.328	0.339	0.667	0.304	20	1.111
1996	4	11	1	0	0	0	1	1	0	0	0	0	0.091	0.091	0.182	0.091	4	1.000
8 Yrs.	115	282	87	2	1	0	91	59	30	0	16	3	0.342	0.323	0.665	0.309	121	1.052
Deem,John (Sanchez)																		
2009 ROY	14	43	24	2	0	0	26	9	9	0	2	1	0.565	0.605	1.170	0.558	17	**1.214**
2010	8	26	12	1	0	0	13	8	8	0	2	0	0.500	0.500	1.000	0.462	2	0.250
2011	13	39	20	4	0	2	30	16	17	0	4	**3**	0.522	0.769	1.291	0.513	10	0.769
2013	7	20	9	1	0	0	10	7	3	0	1	0	0.476	0.500	0.976	0.450	2	0.286
2015	8	26	12	0	0	0	12	3	3	0	0	0	0.462	0.462	0.923	0.462	0	0.000
2016	5	16	7	0	0	0	7	2	2	0	1	1	0.444	0.438	0.882	0.438	0	0.000
2017	1	1	0	0	0	0	0	0	0	0	2	0	0.667	0.000	0.667	0.000	0	0.000
7 Yrs.	56	171	84	8	0	2	98	45	42	0	12	5	0.511	0.573	1.084	0.491	31	0.554
Degnan,Joe (Stretch)																		
1985	2	6	3	0	0	0	3	1	1	0	0	0	0.500	0.500	1.000	0.500	2	1.000
1986	15	35	11	1	0	0	12	7	4	1	2	1	0.342	0.343	0.685	0.314	15	1.000
1988	5	7	3	0	0	0	3	1	0	0	0	0	0.429	0.429	0.857	0.429	7	1.400
3 Yrs.	22	48	17	1	0	0	18	9	5	1	2	1	0.373	0.375	0.748	0.354	24	1.091
Demiter,Mike (Eggy)		**HALL OF FAME**			**Player of the Decade - 1980s**						Lifetime leader in triples, hogging pct.							
1980	11	33	13	1	1	2	22	11	NA		1	0	0.412	0.667	1.078	0.394		
1981	23	67	27	**3**	3	**5**	51	17	**30**		2	**5**	0.392	0.761	1.153	0.403		
1982	23	65	27	2	**5**	**2**	**45**	**21**	**16**		1	2	0.412	**0.692**	1.104	0.415		
1983	20	62	26	1	1	**2**	35	17	18	0	1	**5**	0.397	0.565	0.962	0.419		
1984 MVH	21	**67**	**34**	**6**	**2**	**6**	**62**	**26**	**24**	**2**	1	0	**0.515**	**0.925**	**1.440**	**0.507**		
1985	**22**	**62**	27	**4**	1	**5**	**48**	20	21	**3**	3	3	0.441	0.774	1.215	0.435	**22**	1.000
1986	**27**	**79**	**31**	**3**	**2**	**4**	**50**	17	14	1	1	5	0.376	**0.633**	1.009	0.392	**27**	1.000
1987	12	30	10	2	0	**2**	18	6	8	**1**	4	1	0.400	0.600	1.000	0.333	15	1.250
1988	18	53	20	**8**	1	**3**	39	16	12	2	1	0	0.389	**0.736**	**1.125**	0.377	18	1.000
1989	19	51	19	**6**	2	0	29	10	16	**2**	0	4	0.345	0.569	0.914	0.373	20	1.053
1990	19	48	14	1	1	1	20	8	14	0	1	3	0.288	0.417	0.705	0.292	21	1.105
1991	20	55	20	2	1	**3**	33	11	17	0	0	3	0.345	0.600	0.945	0.364	22	1.100
1992	24	68	29	**3**	0	**1**	35	13	10	2	1	2	0.423	0.515	0.937	0.426	27	1.125
1993	18	53	21	2	**3**	0	29	7	18	0	1	**4**	0.379	0.547	0.926	0.396	22	**1.222**
1994	19	55	18	**3**	1	1	26	14	10	**1**	3	1	0.356	0.473	0.829	0.327	25	**1.316**
1995	1	1	0	0	0	0	0	0	0	0	0	0	0.000	0.000	0.000	0.000	26	**26.00**
1996	16	49	20	2	1	0	24	12	11	0	2	2	0.415	0.490	0.905	0.408	20	**1.250**
1997	21	57	22	2	4	0	32	15	7	**1**	4	0	0.426	0.561	0.988	0.386	25	**1.190**
1998	18	51	20	0	0	0	20	15	6	0	5	2	0.431	0.392	0.823	0.392	26	1.444
1999	1	1	0	0	0	0	0	0	0	0	0	0	0.000	0.000	0.000	0.000	11	11.000
2016	1	1	0	0	0	0	0	0	0	0	0	0	0.000	0.000	0.000	0.000	2	2.000
21 Yrs.	354	1008	398	51	**29**	37	618	256	252	15	32	42	0.397	0.613	1.011	0.395	329	**1.285**
Dempsey,Jimmy (Texas)																		
2019	2	6	3	0	0	0	3	2	0	0	0	0	0.500	0.500	1.000	0.500	0	0.000
1 Yr.	2	6	3	0	0	0	3	2	0	0	0	0	0.500	0.500	1.000	0.500	0	0.000
DeOrzio,Andy (Wheels)		**HALL OF FAME**																
1997 ROY	21	38	12	0	0	0	12	3	3	0	1	1	0.325	0.316	0.641	0.316	21	1.000
1998	17	46	18	0	0	0	18	5	8	0	1	0	0.404	0.391	0.796	0.391	21	1.235
1999	21	55	20	0	0	1	23	10	9	0	3	1	0.390	0.418	0.808	0.364	23	1.095
2000	**22**	67	25	1	0	0	26	19	13	**1**	10	0	0.455	0.388	0.843	0.373	25	1.136
2001	21	58	21	**4**	**3**	0	31	8	11	1	1	**2**	0.361	0.534	0.895	0.362	22	1.048
2002	23	66	30	**3**	**1**	1	38	22	12	1	13	0	0.544	0.576	1.120	0.455	25	1.087
2003	**20**	56	21	2	1	1	28	15	19	0	**9**	0	0.462	0.500	0.962	0.375	**25**	**1.250**
2004	**16**	39	13	0	1	0	15	7	8	0	7	2	0.417	0.385	0.801	0.333	19	1.188
2005	**18**	59	26	1	1	0	29	12	13	1	**5**	2	0.470	0.492	0.961	0.441	**19**	1.056
2006	14	39	15	0	0	0	15	9	6	0	**4**	0	0.442	0.385	0.826	0.385	16	**1.143**
2007	**15**	47	15	1	0	0	16	5	8	0	1	1	0.327	0.340	0.667	0.319	**17**	1.133
2008	14	40	8	0	0	0	8	1	4	**1**	0	0	0.200	0.200	0.400	0.200	17	**1.214**
2009	**18**	34	10	0	0	0	10	9	5	0	5	0	0.385	0.294	0.679	0.294	**20**	**1.111**
2010	**12**	28	7	0	**1**	**1**	12	3	5	0	2	0	0.300	0.429	0.729	0.250	**13**	**1.083**
2011	**17**	39	14	2	0	0	16	13	4	0	2	1	0.381	0.410	0.791	0.359	13	0.765
2012	15	33	12	0	0	0	12	5	2	0	0	0	0.364	0.364	0.727	0.364	**17**	1.133
2013	14	29	10	1	0	0	11	5	4	0	2	0	0.387	0.379	0.766	0.345	11	0.786
2014	15	37	15	1	0	1	19	9	9	1	0	0	0.405	0.514	0.919	0.405	**20**	1.333
2015	9	26	7	0	0	0	7	3	1	0	2	0	0.321	0.269	0.591	0.269	10	1.111
2016	**17**	41	19	1	0	0	20	12	8	0	1	0	0.476	0.488	0.964	0.463	**18**	1.059
2017	16	18	1	0	0	0	1	0	1	0	0	0	0.056	0.056	0.111	0.056	16	**1.000**
2018	1	0	0	0	0	0	0	0	0	0	0	0	0.000	0.000	0.000	0.000	7	7.000
22 Yrs.	356	895	319	17	8	5	367	175	153	6	69	10	0.398	0.410	0.808	0.356	395	1.110
DeOrzio,Dan (The Refrigerator)																		
1999	19	50	20	1	0	0	21	7	6	0	1	1	0.404	0.420	0.824	0.400	21	**1.105**
2000	**22**	68	23	2	0	0	25	21	15	0	6	3	0.377	0.368	0.744	0.338	23	1.045
2001	20	64	26	1	0	0	27	8	12	0	0	1	0.400	0.422	0.822	0.406	12	0.600
2002	23	77	38	2	1	4	54	18	**26**	2	0	0	0.494	0.701	1.195	0.494	17	0.739
2003	16	60	31	3	0	1	37	15	18	**2**	1	1	0.516	0.617	1.133	0.517	16	1.000

YEAR	G	AB	H	2B	3B	HR	TB	R	RBI	GWRBI	BB	SF	OBA	SA	OPS	BA	BARS	HA
2004	1	1	0	0	0	0	0	0	1	0	0	1	0.000	0.000	0.000	0.000	1	1.000
6 Yrs.	101	320	138	9	1	5	164	69	78	4	8	7	0.436	0.513	0.948	0.431	90	0.891
Derby,Tom (Nixon's Boy)																		
2012	2	4	1	0	1	0	3	1	1	0	1	0	0.400	0.750	1.150	0.250	2	1.000
1 Yr.	2	4	1	0	1	0	3	1	1	0	1	0	0.400	0.750	1.150	0.250	2	1.000
Diaz,Omar (Sharif)																		
2018 ROY	12	31	14	2	1	1	21	7	10	0	3	2	0.472	0.677	1.150	0.452	8	0.667
1 Yr.	12	31	14	2	1	1	21	7	10	0	3	2	0.472	0.677	1.150	0.452	8	0.667
Dixon,Pat (Postal)			**HALL OF FAME**			Lifetime leader in home runs												
1996 ROY	19	46	22	1	2	4	39	11	17	1	1	2	0.469	0.848	1.317	0.478	8	0.421
1997 MVH	24	58	28	2	0	**7**	**51**	18	**20**	**1**	3	1	0.500	**0.879**	**1.379**	0.483	24	1.000
1998 MVH	20	54	25	3	1	**5**	**45**	19	**22**	0	**6**	**3**	0.492	**0.833**	**1.325**	0.463	21	1.050
1999 MVH	**25**	**71**	**37**	**7**	**2**	**10**	**78**	**30**	**36**	0	5	0	0.553	**1.099**	**1.651**	0.521	**25**	1.000
2000	**22**	75	39	2	**2**	**6**	63	29	**32**	**1**	2	**5**	0.500	**0.840**	**1.340**	0.520	22	1.000
2001 MVH	**23**	72	**42**	2	1	7	**67**	**31**	**25**	**3**	**6**	1	0.608	**0.931**	**1.538**	**0.583**	16	0.696
2002	23	79	28	4	1	3	43	16	23	1	1	**7**	0.333	0.544	0.878	0.354	21	0.913
2003	8	25	11	3	0	1	17	7	7	0	2	0	0.481	0.680	1.161	0.440	7	0.875
2004	14	39	17	3	1	0	22	10	9	**1**	2	**1**	0.452	0.564	1.016	0.436	8	0.571
2005	**18**	63	**35**	5	1	0	42	21	14	0	0	1	**0.547**	0.667	1.214	**0.556**	4	0.222
2006	16	46	19	3	1	0	24	10	12	0	3	1	0.440	0.522	0.962	0.413	0	0.000
2007	14	41	21	5	1	1	31	11	14	0	1	0	0.524	0.756	1.280	0.512	0	0.000
2008	14	41	12	2	0	0	14	6	11	0	1	1	0.302	0.341	0.644	0.293	0	0.000
2009	15	39	16	1	0	0	17	8	11	**2**	4	1	0.455	0.436	0.890	0.410	0	0.000
2010	**12**	33	9	4	0	0	13	4	4	0	0	1	0.265	0.394	0.659	0.273	0	0.000
2011	16	54	26	3	**3**	3	44	15	18	0	1	**3**	0.466	0.815	1.280	0.481	3	0.188
2012	11	30	8	2	0	0	10	3	3	0	0	0	0.267	0.333	0.600	0.267	1	0.091
2013	14	35	13	1	**2**	0	18	5	9	0	0	0	0.371	0.514	0.886	0.371	0	0.000
2014	**16**	45	16	2	2	0	22	7	12	0	1	**4**	0.340	0.489	0.829	0.356	0	0.000
2015	**16**	52	28	4	1	0	34	16	13	0	3	**1**	0.554	0.654	1.207	0.538	0	0.000
2016	7	23	7	1	0	0	8	5	7	0	5	**4**	0.375	0.348	0.723	0.304	0	0.000
2017	14	46	19	2	1	1	26	11	9	0	3	**2**	0.431	0.565	0.997	0.413	2	0.143
2018	16	48	25	3	1	0	30	16	7	0	1	1	0.520	0.625	1.145	0.521	2	0.125
23 Yrs.	377	1115	503	65	23	**48**	758	309	335	10	51	40	0.459	0.680	1.139	0.451	164	0.435
Draves,Ed (Graves)																		
2018	3	11	3	0	0	0	3	3	1	0	0	0	0.273	0.273	0.545	0.273	2	0.667
2019 ROY	20	63	30	7	1	4	51	15	27	1	**6**	1	0.514	0.810	1.324	0.476	17	0.850
2 Yrs.	23	74	33	7	1	4	54	18	28	1	6	1	0.481	0.730	1.211	0.446	19	0.826
Dronitsky,Rob (The Answer)																		
2001	19	59	34	1	2	0	39	19	18	0	4	**2**	0.585	0.661	1.246	0.576	8	0.421
2002	17	61	30	3	**3**	0	39	21	11	0	1	1	0.492	0.639	1.131	0.492	6	0.353
2 Yrs.	36	120	64	4	5	0	78	40	29	0	5	3	0.539	0.650	1.189	0.533	14	0.389
Duff,Dan (Duff)																		
1999	7	15	2	0	0	0	2	2	0	0	1	0	0.188	0.133	0.321	0.133	8	1.143
2000	17	54	22	3	0	0	25	14	10	**1**	1	0	0.418	0.463	0.881	0.407	14	0.824
2001	**23**	67	15	0	0	0	15	9	6	0	1	1	0.232	0.224	0.456	0.224	13	0.565
2002	23	66	27	0	1	0	29	24	8	0	7	0	0.466	0.439	0.905	0.409	14	0.609
2003	14	39	14	2	0	0	16	8	5	0	6	1	0.435	0.410	0.845	0.359	3	0.214
2004	7	15	6	0	0	0	6	2	2	0	1	0	0.438	0.400	0.838	0.400	6	0.857
2005	1	3	0	0	0	0	0	0	0	0	0	0	0.000	0.000	0.000	0.000	1	1.000
7 Yrs.	92	259	86	5	1	0	93	59	31	1	17	2	0.371	0.359	0.730	0.332	59	0.641
Duffy,Mike (Duff)																		
2019	1	4	2	1	0	0	3	1	1	0	0	0	0.500	0.750	1.250	0.500	0	0.000
1 Yr.	1	4	2	1	0	0	3	1	1	0	0	0	0.500	0.750	1.250	0.500	0	0.000
Fitzer,Ted (Fukner)																		
1984	2	6	1	0	0	0	1	1	0	0	0	0	0.167	0.167	0.333	0.167		
1 Yr.	2	6	1	0	0	0	1	1	0	0	0	0	0.167	0.167	0.333	0.167		
Fraim,Mike (Chooch)																		
2019	1	3	1	0	0	0	1	0	1	0	0	0	0.333	0.333	0.667	0.333	2	2.000
1 Yr.	1	3	1	0	0	0	1	0	1	0	0	0	0.333	0.333	0.667	0.333	2	2.000
Fryer,Dave (Bushman)																		
1999	15	42	15	3	0	4	30	12	11	0	0	0	0.357	0.714	1.071	0.357	4	0.267
2000	13	41	16	0	1	0	18	11	7	**1**	0	1	0.381	0.439	0.820	0.390	0	0.000
2 Yrs.	28	83	31	3	1	4	48	23	18	1	0	1	0.369	0.578	0.947	0.373	4	0.143
Gerstenberger,Rolf (Sharky)																		
1986	11	23	7	0	0	0	7	2	0	0	0	0	0.304	0.304	0.609	0.304	12	1.091
1987	23	51	15	1	**2**	0	20	10	7	1	0	1	0.288	0.392	0.681	0.294	19	0.826
1988	7	13	3	1	0	0	4	3	2	0	2	0	0.333	0.308	0.641	0.231	8	1.143
1991	1	2	0	0	0	0	0	1	1	0	0	0	0.000	0.000	0.000	0.000	1	1.000
4 Yrs.	42	89	25	2	2	0	31	16	10	1	2	1	0.293	0.348	0.642	0.281	40	0.952
Gladfelter,Dale (Ernie)																		
1980	24	78	30	0	1	7	53	24	NA		1	1	0.388	0.679	1.067	0.385		
1981	22	61	21	0	1	3	32	16	12		6	2	0.391	0.525	0.916	0.344		
1984	2	5	2	0	1	0	4	1	1		0	0	0.400	0.800	1.200	0.400		
1987	2	4	2	0	1	0	4	1	1	0	1	0	0.600	1.000	1.600	0.500	2	1.000
1990	2	5	2	0	0	1	5	2	3	0	0	0	0.400	1.000	1.400	0.400	2	1.000
1993	2	8	4	0	0	1	7	3	3	0	0	0	0.500	0.875	1.375	0.500	2	1.000
6 Yrs.	54	161	61	0	4	12	105	47	20	0	8	3	0.401	0.652	1.053	0.379	6	1.000
Gottshall,Tom (The Assassin)																		
1985	1	3	2	0	0	0	2	2	1	0	0	0	0.667	0.667	1.333	0.667	1	1.000
1986 MVH	20	54	30	2	0	0	32	8	5	0	0	0	**0.556**	0.593	**1.148**	**0.556**	23	**1.150**
1987	23	60	18	2	0	0	20	8	8	1	0	0	0.300	0.333	0.633	0.300	25	1.087
1988	21	52	15	1	0	0	16	7	2	0	2	0	0.315	0.308	0.623	0.288	22	1.048
1989	18	48	20	0	0	0	20	5	10	0	2	0	0.440	0.417	0.857	0.417	22	**1.222**
1990	24	61	23	0	1	0	25	8	6	0	3	0	0.406	0.410	0.816	0.377	28	1.167
1991	22	58	27	2	0	0	29	21	6	0	7	0	0.523	0.500	1.023	0.466	24	1.091
1992	**29**	**73**	33	0	0	0	33	16	18	1	7	2	0.488	0.452	0.940	0.452	32	1.103
1993	25	63	24	1	0	0	25	8	15	0	3	1	0.403	0.397	0.800	0.381	27	1.080

YEAR	G	AB	H	2B	3B	HR	TB	R	RBI	GWRBI	BB	SF	OBA	SA	OPS	BA	BARS	HA
1994	**24**	63	21	0	0	0	21	**19**	9	**1**	6	0	0.391	0.333	0.725	0.333	24	1.000
10 Yrs.	207	535	213	8	1	0	223	102	80	3	30	3	0.428	0.417	0.845	0.398	228	1.101
Gragilla,Mike (Grog Hog)																		
1990	8	20	12	0	**2**	**4**	28	9	11	1	1	1	0.591	1.400	1.991	0.600	4	0.500
1 Yr.	8	20	12	0	2	4	28	9	11	1	1	1	0.591	1.400	1.991	0.600	4	0.500
Greenaway,Bob (Booger)																		
2001	2	6	3	0	0	1	6	2	2	0	0	0	0.500	1.000	1.500	0.500	0	0.000
2002 ROY	17	55	24	4	**3**	1	37	10	18	0	0	2	0.421	0.673	1.094	0.436	5	0.294
2003	13	41	20	2	**3**	0	28	8	17	0	0	1	0.476	0.683	1.159	0.488	7	0.538
2004	8	24	12	2	1	0	16	5	5	0	2	0	**0.538**	0.667	1.205	**0.500**	3	0.375
4 Yrs.	40	126	59	8	7	2	87	25	42	0	2	3	0.466	0.690	1.156	0.468	15	0.375
Groff,Tyler (Tugger)																		
2016	1	4	2	1	0	1	6	2	1	0	1	0	0.600	1.500	2.100	0.500	0	0.000
2018	2	6	2	0	0	0	2	1	0	0	0	0	0.333	0.333	0.667	0.333	0	0.000
2 Yrs.	3	10	4	1	0	1	8	3	1	0	1	0	0.455	0.800	1.255	0.400	0	0.000
Hampton,Preston (Lionel)																		
2001	2	5	1	0	0	0	1	1	0	0	0	0	0.200	0.200	0.400	0.200	0	0.000
1 Yr.	2	5	1	0	0	0	1	1	0	0	0	0	0.200	0.200	0.400	0.200	0	0.000
Heemer,William (Billy)																		
2016	2	6	2	0	0	0	2	1	1	0	0	1	0.286	0.333	0.619	0.333	0	0.000
2019	17	50	18	5	0	0	23	11	11	0	3	0	0.396	0.460	0.856	0.360	10	0.588
2 Yrs.	19	56	20	5	0	0	25	12	12	0	3	1	0.383	0.446	0.830	0.357	10	0.526
Heffernan,Brian (Heff)																		
2005	16	51	20	2	2	0	26	12	13	0	1	**2**	0.389	0.510	0.899	0.392	16	1.000
2006	16	39	11	1	0	0	12	8	5	1	**4**	0	0.349	0.308	0.657	0.282	16	1.000
2007	3	6	1	0	0	0	1	0	0	0	0	0	0.167	0.167	0.333	0.167	3	1.000
3 Yrs.	35	96	32	3	2	0	39	20	18	1	5	2	0.359	0.406	0.765	0.333	35	1.000
Heydt,Doug (Say Heydt Kid)																		
2005	1	3	0	0	0	0	0	0	1	0	0	1	0.000	0.000	0.000	0.000	16	**16.000**
1 Yr.	1	3	0	0	0	0	0	0	1	0	0	1	0.000	0.000	0.000	0.000	16	16.000
Hite,Daryl (DH)																		
2000	2	8	3	0	0	0	3	3	0	0	0	0	0.375	0.375	0.750	0.375	0	0.000
1 Yr.	2	8	3	0	0	0	3	3	0	0	0	0	0.375	0.375	0.750	0.375	0	0.000
Hitner,John (Buck)																		
1997	25	61	21	3	1	0	26	13	4	0	0	2	0.333	0.426	0.760	0.344	17	0.680
1998	12	35	19	0	1	0	21	8	9	0	0	1	0.528	0.600	1.128	0.543	7	0.583
2 Yrs.	37	96	40	3	2	0	47	21	13	0	0	3	0.404	0.490	0.894	0.417	24	0.649
Hook,Josh (Ace)																		
2007 ROY	11	36	17	1	0	0	18	8	8	0	1	1	0.474	0.500	0.974	0.472	12	1.091
2008	17	47	**22**	0	1	0	**24**	12	7	0	0	1	**0.458**	0.511	**0.969**	**0.468**	16	0.941
2009	16	48	22	2	1	1	29	12	14	0	2	1	0.471	0.604	1.075	0.458	17	1.063
2010	4	9	2	0	0	0	2	1	1	0	0	0	0.222	0.222	0.444	0.222	4	1.000
2014	13	40	20	1	1	0	23	11	7	0	0	1	0.488	0.575	1.063	0.500	10	0.769
2015	11	35	14	1	0	1	18	11	6	0	1	0	0.417	0.514	0.931	0.400	7	0.636
2016	14	44	17	6	0	0	23	16	12	0	2	1	0.404	0.523	0.927	0.386	7	0.500
7 Yrs.	86	259	114	11	3	2	137	71	55	0	6	5	0.444	0.529	0.973	0.440	73	0.849
Hostetler,Matt (Hoss)																		
1996	17	41	12	1	1	0	15	3	4	0	0	1	0.286	0.366	0.652	0.293	7	0.412
1997	15	27	8	0	1	0	10	4	4	0	1	1	0.310	0.370	0.681	0.296	8	0.533
1998	2	4	2	0	0	0	2	2	1	0	1	0	0.600	0.500	1.100	0.500	3	1.500
3 Yrs.	34	72	22	1	2	0	27	9	9	0	2	2	0.316	0.375	0.691	0.306	18	0.529
Hougnon,Mike (Lumber & Lightning)																		
2001 ROY	14	48	28	3	2	2	41	13	**25**	2	3	0	**0.608**	0.854	1.462	**0.583**	7	0.500
2002	15	55	31	3	1	0	36	17	12	1	3	0	**0.586**	0.655	1.241	**0.564**	9	0.600
2003	16	58	31	2	2	3	46	**25**	12	0	5	0	**0.571**	0.793	1.365	0.534	11	0.688
2004	14	46	**22**	**6**	0	3	37	11	13	0	2	1	0.490	0.804	1.294	0.478	13	0.929
2005	14	57	27	6	**5**	2	49	21	8	0	2	0	0.492	0.860	1.351	0.474	14	1.000
2006	6	20	13	3	**2**	0	20	8	7	0	2	0	0.682	1.000	1.682	0.650	3	0.500
6 Yrs.	79	284	152	23	12	10	229	95	77	3	17	1	0.560	0.806	1.366	0.535	57	0.722
Huyhn,Charlie (Hustle)																		
2004	**16**	40	12	0	0	0	12	8	7	0	0	**3**	0.279	0.300	0.579	0.300	15	0.938
2005	12	36	12	1	0	0	13	10	4	0	1	0	0.351	0.361	0.712	0.333	12	1.000
2006	5	9	2	1	0	0	3	2	1	0	0	0	0.222	0.333	0.556	0.222	5	1.000
2012	3	4	0	0	0	0	0	1	0	0	0	0	0.000	0.000	0.000	0.000	3	1.000
4 Yrs.	36	89	26	2	0	0	28	21	12	0	1	3	0.290	0.315	0.605	0.292	35	0.972
Johns,John (JJ)																		
1993 ROY	25	67	35	2	0	1	40	12	12	**2**	0	1	0.515	0.597	1.112	0.522	27	1.080
1994	22	57	19	1	0	0	20	7	8	0	2	**3**	0.339	0.351	0.690	0.333	24	1.091
2 Yrs.	47	124	54	3	0	1	60	19	20	2	2	4	0.431	0.484	0.915	0.435	51	1.085
Keenan,Chris (Psycho)																		
2013	7	13	6	0	0	0	6	2	3	0	1	0	0.500	0.462	0.962	0.462	1	0.143
1 Yr.	7	13	6	0	0	0	6	2	3	0	1	0	0.500	0.462	0.962	0.462	1	0.143
Keenan,Mike (Take a Hike)																		
2012 ROY	**16**	42	15	1	0	0	16	7	3	0	0	0	0.357	0.381	0.738	0.357	**17**	1.063
2013	**15**	35	11	0	0	0	11	2	3	0	1	0	0.333	0.314	0.648	0.314	3	0.200
2014	8	21	6	0	0	0	6	4	3	0	0	1	0.273	0.286	0.558	0.286	1	0.125
2015	10	19	5	0	0	0	5	5	1	0	0	0	0.263	0.263	0.526	0.263	6	0.600
4 Yrs.	49	117	37	1	0	0	38	18	10	0	1	1	0.319	0.325	0.644	0.316	27	0.551
Keller,John (Big Johnson)																		
1999	2	6	4	0	0	0	4	2	1	0	0	0	0.667	0.667	1.333	0.667	0	0.000
2000	4	17	11	2	1	1	18	8	9	0	0	0	0.647	1.059	1.706	0.647	4	1.000
2001	17	53	21	2	1	1	28	9	11	1	0	1	0.389	0.528	0.917	0.396	10	0.588
2002	22	69	28	2	1	5	47	16	25	0	1	2	0.403	0.681	1.084	0.406	6	0.273
2003	6	18	8	0	0	0	8	3	3	1	0	0	0.444	0.444	0.889	0.444	0	0.000
5 Yrs.	51	163	72	6	3	7	105	38	49	2	1	3	0.437	0.644	1.081	0.442	20	0.392
Kopp,Charles (Bee-Bop)																		
1980 MVH	20	60	30	**8**	**4**	**8**	**70**	23	NA	0	1	3	**0.484**	**1.167**	**1.651**	**0.500**		

YEAR	G	AB	H	2B	3B	HR	TB	R	RBI	GWRBI	BB	SF	OBA	SA	OPS	BA	BARS	HA
1994	1	2	1	0	1	0	3	0	2	0	0	0	0.500	1.500	2.000	0.500	1	1.000
2 Yrs.	21	62	31	8	5	8	73	23	2	0	1	3	0.485	1.177	1.662	0.500	1	1.000
Landoll,Chris (Landfall)																		
2008	14	35	10	2	0	0	12	3	0	0	0	0	0.286	0.343	0.629	0.286	12	0.857
1 Yr.	14	35	10	2	0	0	12	3	0	0	0	0	0.286	0.343	0.629	0.286	12	0.857
Leddy,Tom (Whitey)																		
1988 ROY	21	57	25	0	**2**	1	32	7	12	3	0	1	0.431	0.561	0.992	0.439	11	0.524
1 Yr.	21	57	25	0	2	1	32	7	12	3	0	1	0.431	0.561	0.992	0.439	11	0.524
Lesage, Brian (Typical Taurs)																		
2012	3	7	1	0	0	0	1	2	2	0	0	0	0.143	0.143	0.286	0.143	**17**	5.667
1 Yr.	3	7	1	0	0	0	1	2	2	0	0	0	0.143	0.143	0.286	0.143	17	5.667
Lips,Terry (Loose)																		
1999	3	4	2	0	0	0	2	0	0	0	0	0	0.500	0.500	1.000	0.500	0	0.000
2000	2	5	2	0	0	0	2	0	1	0	0	0	0.400	0.400	0.800	0.400	0	0.000
2 Yrs.	5	9	4	0	0	0	4	0	1	0	0	0	0.444	0.444	0.889	0.444	0	0.000
Long,Antoine (Boyz II Men)																		
2006	6	12	4	0	**0**	0	4	4	2	0	0	0	0.333	0.333	0.667	0.333	5	0.833
1 Yr.	6	12	4	0	0	0	4	4	2	0	0	0	0.333	0.333	0.667	0.333	5	1.000
Loughran,Jim (Otto)																		
1982	7	19	5	0	0	0	5	0	3	0	0	0	0.263	0.263	0.526	0.263		
1983	14	41	14	2	0	0	16	6	6	0	0	0	0.341	0.390	0.732	0.341		
1988	1	4	2	0	0	0	2	0	1	0	0	0	0.500	0.500	1.000	0.500	2	2.000
3 Yrs.	22	64	21	2	0	0	23	6	10	0	0	0	0.328	0.359	0.688	0.328	2	2.000
Lugo,Jose (Triple Play)																		
1986	13	25	4	0	0	0	4	4	2	0	1	0	0.192	0.160	0.352	0.160	3	0.231
1 Yr.	13	25	4	0	0	0	4	4	2	0	1	0	0.192	0.160	0.352	0.160	3	0.231
MacFarland,Dave (Macos)			**HALL OF FAME**				Most career at-bats without a walk											
1980	23	63	26	2	2	0	32	17	NA		0	0	0.413	0.508	0.921	0.413		
1981	**24**	**72**	33	**3**	1	0	38	17	14		0	0	0.458	0.528	0.986	0.458		
1982	23	**68**	25	2	0	1	30	10	6		0	0	0.368	0.441	0.809	0.368		
1983	**21**	65	24	2	0	0	26	12	9	1	0	0	0.369	0.400	0.769	0.369		
1984	**22**	64	17	1	0	0	18	6	7	0	0	0	0.266	0.281	0.547	0.266		
1985	**22**	58	15	1	1	0	18	12	4	1	0	1	0.254	0.310	0.565	0.259	**22**	1.000
1986	25	68	24	**3**	0	0	27	10	7	**2**	0	1	0.348	0.397	0.745	0.353	26	1.040
1987	18	39	13	1	0	0	14	5	5	0	0	0	0.333	0.359	0.692	0.333	21	1.167
1988	23	56	19	0	0	0	19	9	6	1	0	0	0.339	0.339	0.679	0.339	23	1.000
1989	8	19	7	0	0	0	7	3	3	0	0	1	0.350	0.368	0.718	0.368	8	1.000
1990	1	0	0	0	0	0	0	0	0	0	0	0	0.000	0.000	0.000	0.000	18	**18.00**
1991	1	3	1	0	0	0	1	0	0	0	0	0	0.333	0.333	0.667	0.333	2	2.000
1992	1	1	0	0	0	0	0	0	0	0	0	0	0.000	0.000	0.000	0.000	2	2.000
1993	1	1	1	0	0	0	1	0	1	0	0	0	1.000	1.000	2.000	1.000	1	1.000
1994	1	2	0	0	0	0	0	0	0	0	0	0	0.000	0.000	0.000	0.000	2	2.000
1995	1	1	0	0	0	0	0	0	0	0	0	0	0.000	0.000	0.000	0.000	2	2.000
1996	2	4	2	0	0	0	2	1	0	0	0	0	0.500	0.500	1.000	0.500	2	1.000
1997	2	3	0	0	0	0	0	0	0	0	0	0	0.000	0.000	0.000	0.000	4	2.000
1998	2	5	2	0	0	0	2	0	3	0	0	0	0.400	0.400	0.800	0.400	2	1.000
1999	1	2	0	0	0	0	0	1	0	0	0	0	0.000	0.000	0.000	0.000	2	2.000
2002	2	1	1	0	0	0	1	0	0	0	0	0	1.000	1.000	2.000	1.000	2	1.000
2016	1	1	0	0	0	0	0	0	0	0	0	0	0.000	0.000	0.000	0.000	2	2.000
22 Yrs.	225	596	210	15	4	1	236	103	65	5	0	3	0.351	0.396	0.747	0.352	141	1.259
Marzelli,Tom (Peeping)																		
2014	1	3	3	1	0	1	7	3	4	1	0	0	1.000	2.333	3.333	1.000	0	0.000
1 Yr.	1	3	3	1	0	1	7	3	4	1	0	0	1.000	2.333	3.333	1.000	0	0.000
Mathas,John (Jammer)																		
1981	6	12	4	0	0	0	4	1	1		0	0	0.333	0.333	0.667	0.333		
1984 ROY	19	54	24	2	1	0	28	13	10	1	0	1	0.436	0.519	0.955	0.444		
2 Yrs.	25	66	28	2	1	0	32	14	11	1	0	1	0.418	0.485	0.903	0.424		
McAllister,George (Spuds)																		
1987	23	48	11	0	0	0	11	7	7	0	0	1	0.224	0.229	0.454	0.229	25	1.087
1988	18	42	8	0	0	0	8	7	3	0	1	0	0.209	0.190	0.400	0.190	20	1.111
1989	11	22	7	0	0	0	7	3	0	0	3	0	0.400	0.318	0.718	0.318	11	1.000
1990	1	2	0	0	0	0	0	1	0	0	0	0	0.000	0.000	0.000	0.000	3	3.000
1991	11	21	8	1	0	0	9	3	2	0	7	1	0.517	0.429	0.946	0.381	13	1.182
1992	10	22	2	0	0	0	2	4	0	0	0	0	0.091	0.091	0.182	0.091	15	1.500
1993	10	17	6	0	0	0	6	6	1	0	3	0	0.450	0.353	0.803	0.353	10	1.000
1994	10	20	6	0	0	0	6	3	5	**1**	2	0	0.364	0.300	0.664	0.300	11	1.100
1995	2	4	3	0	0	0	3	2	0	0	2	0	0.833	0.750	1.583	0.750	0	0.000
1996	14	37	14	0	0	0	14	5	2	0	1	0	0.395	0.378	0.773	0.378	10	0.714
1997	8	21	12	0	0	1	15	7	4	0	0	0	0.571	0.714	1.286	0.571	8	1.000
1998	7	19	10	1	0	0	11	3	1	0	0	0	0.526	0.579	1.105	0.526	7	1.000
1999	2	4	2	0	0	0	2	1	0	0	0	0	0.500	0.500	1.000	0.500	2	1.000
2000	2	7	5	0	0	0	5	2	2	0	0	0	0.714	0.714	1.429	0.714	5	2.500
2001	2	5	1	0	0	0	1	1	0	0	0	0	0.200	0.200	0.400	0.200	3	1.500
2002	5	14	8	0	0	0	8	6	4	0	3	0	0.647	0.571	1.218	0.571	5	1.000
2003	6	17	5	0	0	0	5	1	4	1	1	1	0.316	0.294	0.610	0.294	8	1.333
2004	6	13	5	0	0	0	5	0	1	0	0	0	0.385	0.385	0.769	0.385	6	1.000
2005	2	5	1	0	0	0	1	0	1	0	0	0	0.200	0.200	0.400	0.200	2	1.000
2006	1	3	1	0	0	0	1	0	0	0	0	0	0.333	0.333	0.667	0.333	2	2.000
2007	2	7	2	0	0	0	2	2	2	0	0	0	0.286	0.286	0.571	0.286	3	1.500
2008	3	4	1	0	0	0	1	2	0	0	0	0	0.250	0.250	0.500	0.250	3	1.000
2009	1	1	1	0	0	0	1	1	0	0	0	0	1.000	1.000	2.000	1.000	1	1.000
2016	1	2	1	0	0	0	1	1	1	0	0	1	0.333	0.500	0.833	0.500	2	2.000
2018	1	1	0	0	0	0	0	0	0	0	0	0	0.000	0.000	0.000	0.000	2	2.000
2019	1	0	0	0	0	0	0	0	0	0	0	0	0.000	0.000	0.000	0.000	2	2.000
26 Yrs.	160	358	120	2	0	1	125	68	40	2	23	4	0.371	0.349	0.721	0.335	179	1.119
McDade,Dave (The Rave)																		
2018	11	30	12	2	1	0	16	4	7	3	1	0	0.419	0.533	0.953	0.400	6	0.545

YEAR	G	AB	H	2B	3B	HR	TB	R	RBI	GWRBI	BB	SF	OBA	SA	OPS	BA	BARS	HA
2019	2	5	2	0	0	0	2	1	1	0	0	0	0.400	0.400	0.800	0.400	1	0.500
2 Yrs.	13	35	14	2	1	0	18	5	8	3	1	0	0.417	0.514	0.931	0.400	7	0.538
McElyea,Doug (One Game)																		
2004	1	1	0	0	0	0	0	0	0	0	0	0	0.000	0.000	0.000	0.000	0	0.000
2005	2	6	1	0	0	0	1	0	2	0	0	0	0.167	0.167	0.333	0.167	2	1.000
2 Yrs.	3	7	1	0	0	0	1	0	2	0	0	0	0.143	0.143	0.286	0.143	2	0.667
McGloin,Matt (Big Head)																		
2005 ROY	15	49	18	1	2	1	26	10	10	1	2	1	0.385	0.531	0.915	0.367	9	0.600
1 Yr.	15	49	18	1	2	1	26	10	10	1	2	1	0.385	0.531	0.915	0.367	9	0.600
McHale,Mike (Skipper)																		
1995	11	34	13	0	1	2	21	7	8	**2**	0	0	0.382	0.618	1.000	0.382	13	1.182
1997	25	61	26	3	0	5	44	17	**20**	**1**	0	2	0.413	0.721	1.134	0.426	15	0.600
1998	14	42	21	**5**	**3**	1	35	11	9	0	0	1	0.488	0.833	1.322	0.500	7	0.500
3 Yrs.	50	137	60	8	4	8	100	35	37	3	0	3	0.429	0.730	1.158	0.438	35	0.700
McIntyre,Tom (One and Done)																		
1998 ROY	18	60	**27**	4	1	4	**45**	**20**	9	**1**	2	0	0.468	0.750	1.218	0.450	12	0.667
1 Yr.	18	60	27	4	1	4	45	20	9	1	2	0	0.468	0.750	1.218	0.450	12	0.667
McMaster,John (McBoner)																		
1985	4	6	2	0	0	1	5	2	2	0	1	0	0.429	0.833	1.262	0.333	4	1.000
1988	1	0	0	0	0	0	0	0	0	0	0	0	0.000	0.000	0.000	0.000	1	1.000
1989 ROY	21	51	15	1	2	0	20	4	5	1	1	2	0.296	0.392	0.688	0.294	21	1.000
1990	12	26	10	0	0	0	10	3	3	0	0	2	0.357	0.385	0.742	0.385	14	1.167
1991	19	45	14	1	0	1	18	7	8	0	2	0	0.340	0.400	0.740	0.311	20	1.053
1992	4	9	4	0	0	0	4	1	2	0	0	0	0.444	0.444	0.889	0.444	5	1.250
1993	12	21	7	0	0	0	7	6	3	0	1	0	0.364	0.333	0.697	0.333	10	0.833
1994	12	28	9	0	0	0	9	3	5	0	1	0	0.345	0.321	0.666	0.321	10	0.833
8 Yrs.	85	186	61	2	2	2	73	26	28	1	6	4	0.342	0.392	0.734	0.328	85	1.000
McMonigle,Steve (Crickett)																		
2011 ROY	**17**	54	20	2	0	2	28	11	10	1	1	2	0.368	0.519	0.887	0.370	16	0.941
2012	**16**	46	21	4	**2**	4	41	10	20	0	2	0	0.479	0.891	1.370	0.457	7	0.438
2013	11	26	11	0	1	0	13	4	4	0	2	0	0.464	0.500	0.964	0.423	4	0.364
2014	9	27	8	1	0	0	9	6	6	0	0	1	0.286	0.333	0.619	0.296	1	0.111
2015	15	43	17	1	1	1	23	14	12	1	3	**5**	0.392	0.535	0.927	0.395	10	0.667
2016	14	41	18	0	1	2	26	11	12	**2**	1	0	0.452	0.634	1.087	0.439	16	**1.143**
2017	**18**	**55**	26	1	2	2	37	12	17	**2**	2	**2**	0.475	0.673	1.147	0.473	**18**	**1.000**
2018	16	49	20	1	2	1	28	6	11	0	1	1	0.412	0.571	0.983	0.408	15	0.938
2019	17	52	34	2	3	3	51	18	23	1	2	3	0.632	0.981	1.612	0.654	15	0.882
9 Yrs.	133	393	175	12	12	15	256	92	115	7	14	14	0.449	0.651	1.100	0.445	102	0.767
McNew,Noel (The A-Hoel)	**HALL OF FAME**				**Player of the Decade - 2000s**						Lifetime leader in doubles, extra base hits							
1999 ROY	22	64	31	1	2	4	48	21	21	0	4	1	0.507	0.750	1.257	0.484	16	0.727
2000 MVH	**22**	**87**	**47**	**6**	**2**	4	69	**32**	24	0	2	1	0.544	0.793	1.338	0.540	25	1.136
2001	**23**	**80**	31	1	2	**8**	60	20	19	2	3	1	0.405	0.750	1.155	0.388	20	0.870
2002 MVH	**24**	**88**	**41**	**8**	0	**7**	**70**	**32**	**26**	**4**	5	0	0.495	**0.795**	**1.290**	0.466	**28**	1.167
2003 MVH	**20**	62	**34**	**11**	1	2	**53**	21	**23**	1	5	**4**	0.549	0.855	**1.404**	**0.548**	**25**	1.250
2004	**16**	**50**	19	4	2	0	27	10	6	0	2	0	0.404	0.540	0.944	0.380	19	1.188
2005	**16**	56	27	3	0	1	33	14	13	0	2	**2**	0.483	0.589	1.073	0.482	15	0.938
2006	**17**	**54**	27	6	**5**	0	43	19	17	0	3	3	0.500	0.796	1.296	0.500	**19**	1.118
2007	15	**53**	26	10	1	0	38	**18**	20	**3**	0	1	0.481	0.717	1.198	0.491	14	0.933
2008	17	53	19	3	0	0	22	10	**13**	**1**	0	**3**	0.339	0.415	0.754	0.358	2	0.118
2009	17	48	14	3	0	0	17	14	8	0	**7**	2	0.368	0.354	0.723	0.292	2	0.118
2010	8	21	10	1	0	0	11	4	6	0	1	1	0.478	0.524	1.002	0.476	0	0.000
2011	10	32	12	4	0	0	16	8	9	0	0	0	0.375	0.500	0.875	0.375	3	0.300
2012	15	41	17	3	0	4	32	12	14	0	**6**	0	0.489	0.780	1.270	0.415	2	0.133
2013	9	29	11	**4**	**2**	0	19	7	4	0	0	0	0.379	0.655	1.034	0.379	0	0.000
2014	14	48	20	**6**	0	1	29	16	18	1	1	1	0.420	0.604	1.024	0.417	2	0.143
2015	**16**	49	18	5	2	0	27	11	16	0	1	**5**	0.345	0.551	0.896	0.367	2	0.125
2016	**17**	50	20	2	3	1	31	15	18	1	5	**5**	0.417	0.620	1.037	0.400	6	0.353
2017	16	51	20	1	0	3	30	19	12	0	**4**	1	0.429	0.588	1.017	0.392	5	0.313
2018	15	46	19	2	0	0	21	12	5	0	1	1	0.417	0.457	0.873	0.413	3	0.200
2019	21	71	29	10	1	1	44	21	13	0	4	1	0.434	0.620	1.054	0.408	0	0.000
21 Yrs.	350	1133	492	**94**	23	36	740	336	305	13	56	33	0.448	0.653	1.102	0.434	208	0.594
McNew,Joe (I'm Not Noel)																		
2005	1	4	1	0	0	0	1	1	0	0	0	0	0.250	0.250	0.500	0.250	0	0.000
2006	17	52	24	0	2	4	40	15	16	0	1	1	0.463	0.769	1.232	0.462	18	1.059
2 Yrs.	18	56	25	0	2	4	41	16	16	0	1	1	0.448	0.732	1.180	0.446	18	1.000
McVeigh,Tom (The Real)																		
1991	1	2	0	0	0	0	0	1	0	0	1	0	0.333	0.000	0.333	0.000	1	1.000
1 Yr.	1	2	0	0	0	0	0	1	0	0	1	0	0.333	0.000	0.333	0.000	1	1.000
Mesko,Matt (One Game)																		
1991	1	3	0	0	0	0	0	1	0	0	0	0	0.000	0.000	0.000	0.000	1	1.000
1 Yr.	1	3	0	0	0	0	0	1	0	0	0	0	0.000	0.000	0.000	0.000	1	1.000
Mokrzycki,Unknown (Ski)																		
1986	1	3	3	0	0	0	3	2	0	0	0	0	1.000	1.000	2.000	1.000	0	0.000
1 Yr.	1	3	3	0	0	0	3	2	0	0	0	0	1.000	1.000	2.000	1.000	0	0.000
Murphy,Kyle (Murph)																		
2004 MVH	13	41	20	0	3	**6**	**44**	**17**	18	**1**	0	1	0.476	**1.073**	**1.549**	0.488	7	0.538
2005	3	10	4	0	0	0	4	1	1	0	0	0	0.400	0.400	0.800	0.400	3	1.000
2 Yrs.	16	51	24	0	3	6	48	18	19	1	0	1	0.462	0.941	1.403	0.471	10	0.625
Niegocki,Derf (Derf)																		
2013 ROY	8	24	14	2	1	4	30	7	18	0	0	0	0.583	1.250	1.833	0.583	9	1.125
2014 MVH	13	42	25	4	3	**4**	**47**	15	**32**	1	1	3	0.565	**1.119**	**1.684**	0.595	10	0.769
2015	2	7	2	0	2	0	6	0	2	0	0	1	0.250	0.857	1.107	0.286	2	1.000
2016	6	17	8	3	0	0	11	4	1	0	0	1	0.444	0.647	1.092	0.471	2	0.333
2017	5	17	9	1	2	1	17	6	10	0	2	0	0.579	1.000	1.579	0.529	2	0.400
5 Yrs.	34	107	58	10	8	9	111	32	63	1	3	5	0.530	1.037	1.568	0.542	25	0.735
Nixon,Jeff (Nix)			**HALL OF FAME**															
2006	7	25	8	1	0	1	12	6	5	0	0	1	0.308	0.480	0.788	0.320	5	0.714

YEAR	G	AB	H	2B	3B	HR	TB	R	RBI	GWRBI	BB	SF	OBA	SA	OPS	BA	BARS	HA
2007	**15**	50	18	3	2	0	25	9	10	0	0	1	0.353	0.500	0.853	0.360	**17**	1.133
2008	15	40	17	0	1	0	19	9	7	0	1	**3**	0.409	0.475	0.884	0.425	16	1.067
2009	16	50	20	2	1	0	24	9	11	0	1	2	0.396	0.480	0.876	0.400	19	1.188
2010	8	30	11	2	**1**	0	15	7	7	0	0	0	0.367	0.500	0.867	0.367	9	1.125
2011	16	54	33	4	1	1	42	18	19	0	0	1	**0.600**	0.778	1.378	**0.611**	10	0.625
2012	14	41	**23**	3	0	3	35	17	19	**1**	1	1	**0.558**	0.854	1.412	**0.561**	5	0.357
2013	13	38	18	2	1	2	28	13	14	**1**	0	**1**	0.462	0.737	1.198	0.474	13	1.000
2014	4	16	6	1	0	0	7	5	3	0	1	2	0.368	0.438	0.806	0.375	4	1.000
2015	**16**	**60**	26	1	1	0	29	21	16	1	1	2	0.429	0.483	0.912	0.433	13	0.813
2016	15	53	28	7	1	2	43	22	14	1	0	1	0.519	0.811	1.330	0.528	6	0.400
2017	**18**	**55**	19	1	0	0	20	17	6	0	3	1	0.373	0.364	0.737	0.345	**18**	**1.000**
2018	1	0	0	0	0	0	0	0	0	0	0	0	0.000	0.000	0.000	0.000	14	**14.000**
2019	14	51	23	8	0	1	34	19	16	1	0	0	0.451	0.667	1.118	0.451	14	**1.000**
14 Yrs.	172	563	250	35	9	10	333	172	147	5	8	16	0.440	0.591	1.031	0.444	163	0.948
Pass,Elmer (Strawman)			**HALL OF FAME**															
1995	22	54	26	2	2	0	32	12	22	**2**	**11**	**5**	0.529	0.593	1.121	0.481	19	0.864
1996	16	45	28	4	4	0	40	16	16	0	3	1	**0.633**	0.889	1.522	**0.622**	18	1.125
1997	20	41	20	1	0	1	24	12	10	**1**	5	1	**0.532**	0.585	1.117	**0.488**	22	1.100
1998	16	46	25	4	0	0	29	10	12	0	2	0	**0.563**	0.630	1.193	**0.543**	20	1.250
1999	19	50	30	5	1	0	37	21	15	**1**	**10**	**5**	**0.615**	0.740	1.355	**0.600**	20	1.053
2000	19	60	25	2	2	0	31	23	19	**1**	**11**	0	0.507	0.517	1.024	0.417	25	1.316
2001	17	54	22	0	1	0	24	16	10	0	4	0	0.448	0.444	0.893	0.407	19	1.118
2002	21	61	22	2	0	0	24	10	16	0	12	0	0.466	0.393	0.859	0.361	25	1.190
2003	10	29	5	0	0	0	5	6	3	0	5	0	0.294	0.172	0.467	0.172	13	**1.300**
2004	3	6	3	0	0	0	3	2	0	0	1	0	0.571	0.500	1.071	0.500	13	**4.333**
2006	12	31	10	0	0	0	10	6	3	0	**4**	0	0.400	0.323	0.723	0.323	14	1.167
2007	13	38	10	0	0	0	10	9	8	0	1	0	0.282	0.263	0.545	0.263	14	1.077
2008	16	43	12	0	0	0	12	3	1	0	0	0	0.279	0.279	0.558	0.279	18	1.125
2009	15	38	9	0	0	0	9	8	6	0	0	0	0.237	0.237	0.474	0.237	17	1.133
2010	11	23	8	0	0	0	8	3	0	0	**3**	0	0.423	0.348	0.771	0.348	9	0.818
2011	14	36	15	0	0	0	15	11	8	0	**9**	1	0.522	0.417	0.938	0.417	7	0.500
2012	12	29	11	0	0	0	11	4	5	**1**	0	0	0.379	0.379	0.759	0.379	15	**1.250**
2016	1	1	1	0	0	0	1	0	0	0	0	0	1.000	1.000	2.000	1.000	2	2.000
18 Yrs.	257	685	282	20	10	1	325	172	154	6	81	13	0.466	0.474	0.940	0.412	290	1.128
Peck,Healy (Gregory)																		
1996	2	3	1	0	0	0	1	0	0	0	0	0	0.333	0.333	0.667	0.333	2	1.000
1 Yr.	2	3	1	0	0	0	1	0	0	0	0	0	0.333	0.333	0.667	0.333	2	1.000
Pierson,Cal (Calabunga)																		
1993	23	50	18	2	1	0	22	9	8	0	2	2	0.370	0.440	0.810	0.360	23	1.000
1994	21	53	14	1	**2**	1	22	8	9	0	6	1	0.333	0.415	0.748	0.264	23	1.095
1995	26	60	18	1	3	0	25	4	14	1	3	4	0.313	0.417	0.730	0.300	31	1.192
3 Yrs.	70	163	50	4	6	1	69	21	31	1	11	7	0.337	0.423	0.760	0.307	77	1.100
Pierson,Dave (No-Bar)																		
1995	**27**	54	19	0	0	0	19	7	9	0	8	2	0.422	0.352	0.774	0.352	29	1.074
1996	**24**	61	26	**5**	0	0	31	7	13	0	5	1	0.463	0.508	0.971	0.426	0	0.000
1997	**25**	52	22	2	0	0	24	9	11	**1**	1	1	0.426	0.462	0.887	0.423	0	0.000
1998	**22**	**61**	20	0	1	0	22	10	11	0	3	3	0.343	0.361	0.704	0.328	0	0.000
1999	23	65	26	0	2	1	33	8	13	0	0	2	0.388	0.508	0.896	0.400	0	0.000
2000	13	35	13	2	1	0	17	5	10	**1**	4	1	0.425	0.486	0.911	0.371	0	0.000
6 Yrs.	134	328	126	9	4	1	146	46	67	2	21	10	0.409	0.445	0.855	0.384	29	0.216
Player,Jerry (The Mystery)																		
1998	2	5	3	0	0	0	3	2	2	0	1	0	0.667	0.600	1.267	0.600	0	0.000
1 Yr.	2	5	3	0	0	0	3	2	2	0	1	0	0.667	0.600	1.267	0.600	0	0.000
Pupek,Jim (Puppy)																		
1998	10	29	14	1	1	2	23	9	7	0	0	0	0.483	0.793	1.276	0.483	4	0.400
2002	7	19	11	0	0	2	17	8	3	0	2	0	0.619	0.895	1.514	0.579	2	0.286
2003	2	5	2	0	0	0	2	1	0	0	0	0	0.400	0.400	0.800	0.400	0	0.000
3 Yrs.	19	53	27	1	1	4	40	18	10	0	2	0	0.527	0.755	1.282	0.509	6	0.316
Quawasmy,Izzy (Osborne)																		
2015	1	2	0	0	0	0	0	1	1	0	0	0	0.000	0.000	0.000	0.000	0	0.000
1 Yr.	1	2	0	0	0	0	0	1	1	0	0	0	0.000	0.000	0.000	0.000	0	0.000
Quinn,Jeff (Brubbie)																		
2002	2	6	3	0	0	0	3	1	0	0	0	0	0.500	0.500	1.000	0.500	2	1.000
1 Yr.	2	6	3	0	0	0	3	1	0	0	0	0	0.500	0.500	1.000	0.500	2	1.000
Ramsay,Tom (Jon Bonet)																		
1996	2	3	1	0	0	0	1	1	0	0	1	0	0.500	0.333	0.833	0.333	0	0.000
1 Yr.	2	3	1	0	0	0	1	1	0	0	1	0	0.500	0.333	0.833	0.333	0	0.000
Rennie,Joe (Blow)																		
2018	1	4	3	1	0	1	7	2	3	0	0	0	0.750	1.750	2.500	0.750	0	0.000
2019	2	6	4	0	3	0	10	4	2	0	0	0	0.667	1.667	2.333	0.667	0	0.000
2 Yrs.	3	10	7	1	3	1	17	6	5	0	0	0	0.700	1.700	2.400	0.700	0	0.000
Richards,Jason (Keith)																		
2013	12	30	14	1	**2**	2	25	8	14	**1**	0	0	0.467	0.833	1.300	0.467	1	0.083
1 Yr.	12	30	14	1	2	2	25	8	14	1	0	0	0.467	0.833	1.300	0.467	1	0.083
Rock,Rich (Pooper Scooper)																		
1983	1	3	1	0	0	0	1	1	0	0	0	0	0.333	0.333	0.667	0.333		
1985	21	54	14	0	2	1	21	9	13	0	1	1	0.268	0.389	0.657	0.259	21	1.000
1986	2	1	0	0	0	0	0	0	0	0	0	0	0.000	0.000	0.000	0.000	2	1.000
1987	20	43	13	2	1	0	17	7	9	1	5	2	0.360	0.395	0.755	0.302	18	0.900
1988	16	34	4	1	0	0	5	4	6	1	2	2	0.158	0.147	0.305	0.118	20	**1.250**
1989	24	64	15	2	0	0	17	7	10	0	6	0	0.300	0.266	0.566	0.234	22	0.917
1990	27	65	20	0	0	1	23	9	11	0	3	2	0.329	0.354	0.682	0.308	28	1.037
1991	23	57	16	1	0	1	20	12	9	0	6	2	0.338	0.351	0.689	0.281	26	1.130
1992	27	60	21	1	0	**1**	25	9	11	1	7	2	0.406	0.417	0.822	0.350	29	1.074
1993	19	43	17	1	0	0	18	9	7	1	5	1	0.449	0.419	0.868	0.395	21	1.105
1994	10	22	8	1	0	0	9	4	2	0	4	0	0.462	0.409	0.871	0.364	11	1.100
1995	12	31	13	0	1	0	15	10	8	1	3	0	0.471	0.484	0.954	0.419	14	1.167

YEAR	G	AB	H	2B	3B	HR	TB	R	RBI	GWRBI	BB	SF	OBA	SA	OPS	BA	BARS	HA
1996	2	5	1	0	0	0	1	1	0	0	1	0	0.333	0.200	0.533	0.200	3	1.500
13 Yrs.	204	482	143	9	4	4	172	82	86	5	43	12	0.346	0.357	0.703	0.297	215	1.059
Rosario,Hector (The Total Package)																		
1995	12	37	9	0	1	1	14	9	8	0	1	0	0.263	0.378	0.642	0.243	2	0.167
1996 MVH	**24**	**80**	**47**	2	**8**	**9**	**92**	**35**	**38**	**4**	1	0	0.593	**1.150**	**1.743**	0.588	0	0.000
2 Yrs.	36	117	56	2	9	10	106	44	46	4	2	0	0.487	0.906	1.393	0.479	2	0.056
Rozsko,Gus (Gus Bus)																		
2012	15	38	13	2	0	0	15	7	4	0	1	0	0.359	0.395	0.754	0.342	10	0.667
1 Yr.	15	38	13	2	0	0	15	7	4	0	1	0	0.359	0.395	0.754	0.342	10	0.667
Rugh,Chris (Rugh)	**HALL OF FAME**					Lifetime leader in home runs, on-base avg., slugging pct., OPS, batting avg.												
2006	1	3	0	0	0	0	0	0	0	0	0	0	0.000	0.000	0.000	0.000	1	1.000
2007	2	5	4	2	0	0	6	1	1	0	1	1	0.714	1.200	1.914	0.800	0	0.000
2008	9	22	11	0	**3**	**1**	20	7	9	**1**	0	**3**	0.440	0.909	1.349	0.500	0	0.000
2009 MVH	13	45	**27**	**7**	**4**	**2**	**48**	**17**	**24**	**2**	3	2	**0.600**	**1.067**	**1.667**	**0.600**	0	0.000
2010	6	15	10	2	1	1	17	3	5	0	0	**2**	0.588	1.133	1.722	0.667	2	0.333
2011	4	13	10	0	0	1	13	6	9	1	0	0	0.769	1.000	1.769	0.769	3	0.750
2012	1	2	1	0	0	0	1	0	0	0	0	0	0.500	0.500	1.000	0.500	1	1.000
2015 MVH	13	49	32	**11**	2	**8**	**71**	**31**	33	2	2	0	**0.667**	**1.449**	**2.116**	0.653	**14**	**1.077**
2016 MVH	16	**54**	**29**	4	0	**11**	**66**	**31**	**33**	1	**6**	1	**0.574**	**1.222**	**1.796**	0.537	17	1.063
2017 MVH	17	54	**31**	1	**3**	**5**	**53**	**20**	**28**	**1**	1	**2**	0.561	0.981	1.543	0.574	17	**1.000**
2018 MVH	**18**	**63**	**37**	**10**	**3**	**7**	**74**	**30**	**36**	2	1	0	0.594	**1.175**	**1.768**	0.587	**18**	1.000
2019 MVH	**22**	**85**	**62**	14	3	**12**	**118**	**50**	**60**	**4**	1	2	**0.716**	**1.388**	**2.104**	**0.729**	**22**	**1.000**
12 Yrs.	122	410	254	51	19	**48**	487	196	238	14	15	13	**0.614**	**1.188**	**1.802**	**0.620**	95	0.779
Rugh,John (Pung)	**HALL OF FAME**					**Player of the Decade - 1980s**					Lifetime leader in RBIs, GWRBIs, sac.fly's							
1980	**25**	**79**	**37**	2	1	6	59	**28**	NA		2	**3**	0.464	0.747	1.211	0.468		
1981 MVH	**24**	**72**	**42**	2	**4**	3	**61**	**27**	29		4	2	**0.590**	**0.847**	**1.437**	**0.583**		
1982	18	47	15	**3**	2	0	22	11	8		2	3	0.327	0.468	0.795	0.319		
1983	19	58	22	1	2	**2**	33	13	**20**	**3**	2	4	0.375	0.569	0.944	0.379		
1984	19	59	25	3	0	1	31	10	19	1	1	**2**	0.419	0.525	0.945	0.424		
1985	20	53	26	1	**3**	4	45	21	**27**	2	6	**5**	0.500	**0.849**	**1.349**	0.491	19	0.950
1986	26	69	**31**	1	0	3	41	13	**25**	0	4	**7**	0.438	0.594	1.032	0.449	24	0.923
1987	25	**69**	22	0	1	**2**	30	15	12	**1**	3	1	0.342	0.435	0.777	0.319	26	1.040
1988	25	67	27	2	**2**	2	39	14	**21**	**3**	1	**5**	0.384	0.582	0.966	0.403	24	0.960
1989	25	75	27	4	1	**1**	36	15	**23**	1	0	**5**	0.338	0.480	0.818	0.360	25	1.000
1990	27	69	24	0	0	3	33	10	**16**	1	2	3	0.351	0.478	0.830	0.348	28	1.037
1991	23	64	22	2	**2**	2	34	7	**19**	**2**	1	**4**	0.333	0.531	0.865	0.344	23	1.000
1992	23	64	30	2	0	**1**	35	16	**29**	1	4	1	0.493	0.547	1.040	0.469	28	1.217
1993 MVH	24	64	33	**3**	2	**3**	49	18	**28**	1	8	3	0.547	**0.766**	**1.312**	0.516	23	0.958
1994 MVH	21	55	27	**3**	1	**3**	**41**	14	**19**	0	2	1	**0.500**	**0.745**	**1.245**	**0.491**	18	0.857
1995	25	73	26	**4**	2	0	34	12	19	0	1	1	0.360	0.466	0.826	0.356	26	1.040
1996	18	54	23	2	1	0	27	14	12	0	2	2	0.431	0.500	0.931	0.426	17	0.944
1997	23	53	15	2	0	1	20	9	15	0	0	**4**	0.263	0.377	0.641	0.283	22	0.957
1998	18	50	18	1	1	0	21	9	13	**1**	4	2	0.393	0.420	0.813	0.360	14	0.778
1999	8	22	7	2	0	0	9	3	6	0	1	0	0.348	0.409	0.757	0.318	7	0.875
2007	1	3	0	0	0	0	0	0	0	0	0	0	0.000	0.000	0.000	0.000	1	1.000
2016	1	1	0	0	0	0	0	0	0	0	0	0	0.000	0.000	0.000	0.000	2	2.000
22 Yrs.	438	1220	499	40	25	37	700	279	**360**	**17**	50	**58**	0.413	0.574	0.987	0.409	327	0.982
Salamone,Chuckie (Cheese)																		
1999	7	22	7	0	0	0	7	4	6	**1**	0	0	0.318	0.318	0.636	0.318	3	0.429
1 Yr.	7	22	7	0	0	0	7	4	6	1	0	0	0.318	0.318	0.636	0.318	3	0.429
Schleyer,Bill (The Asshole)																		
1992	1	1	0	0	0	0	0	0	0	0	0	0	0.000	0.000	0.000	0.000	1	1.000
1 Yr.	1	1	0	0	0	0	0	0	0	0	0	0	0.000	0.000	0.000	0.000	1	1.000
Schryver,John (Sarge)																		
1990	4	11	3	0	0	0	3	2	0	0	0	0	0.273	0.273	0.545	0.273	2	0.500
1 Yr.	4	11	3	0	0	0	3	2	0	0	0	0	0.273	0.273	0.545	0.273	2	0.500
Searles,Nick (The Dick)																		
2014	13	43	22	0	1	1	27	12	13	0	0	0	0.512	0.628	1.140	0.512	0	0.000
1 Yr.	13	43	22	0	1	1	27	12	13	0	0	0	0.512	0.628	1.140	0.512	0	0.000
Seufert,Phil (Backstroke Baby)																		
1990 ROY	18	33	8	2	0	0	10	4	2	0	2	1	0.278	0.303	0.581	0.242	21	1.167
1991	18	44	15	0	0	0	15	8	8	0	4	0	0.396	0.341	0.737	0.341	20	1.111
1992	11	24	5	0	0	0	5	4	1	1	1	0	0.240	0.208	0.448	0.208	9	0.818
1993	20	41	13	1	0	0	14	10	8	0	3	1	0.356	0.341	0.697	0.317	21	1.050
1994	13	28	8	0	0	0	8	7	5	0	4	1	0.364	0.286	0.649	0.286	13	1.000
1995	13	25	10	1	0	0	11	3	4	0	1	0	0.423	0.440	0.863	0.400	11	0.846
1996	10	24	9	0	0	0	9	6	2	0	1	1	0.385	0.375	0.760	0.375	8	0.800
1997	9	11	3	0	0	0	3	2	3	0	0	0	0.273	0.273	0.545	0.273	9	1.000
1998	1	1	0	0	0	0	0	0	0	0	0	0	0.000	0.000	0.000	0.000	1	1.000
1999	4	9	4	0	0	0	4	3	3	0	0	0	0.444	0.444	0.889	0.444	4	1.000
2003	2	5	2	0	0	0	2	4	1	1	1	0	0.500	0.400	0.900	0.400	2	1.000
11 Yrs.	119	245	77	4	0	0	81	51	36	2	17	4	0.353	0.331	0.684	0.314	119	1.000
Slavinski,Brandon (Polish Hammer)			**HALL OF FAME**															
2006 ROY	15	40	18	1	0	1	22	10	9	**2**	2	1	0.465	0.550	1.015	0.450	10	0.667
2007	13	46	20	3	0	0	23	**18**	7	0	**4**	0	0.480	0.500	0.980	0.435	13	1.000
2008 MVH	**18**	**57**	21	0	0	**1**	**24**	14	3	**1**	**3**	0	0.400	0.421	0.821	0.368	**19**	1.056
2009	**18**	54	15	**7**	1	0	24	**17**	8	0	3	1	0.310	0.444	0.755	0.278	**20**	1.111
2010 MVH	**12**	**37**	**17**	**5**	0	**1**	**25**	**15**	2	0	1	0	0.474	**0.676**	1.149	0.459	11	0.917
2011	16	59	30	**7**	2	3	50	27	18	1	4	0	0.540	0.847	1.387	0.508	14	0.875
2012	12	36	16	**3**	1	2	27	15	15	0	5	1	0.500	0.750	1.250	0.444	8	0.667
2013	10	27	16	**4**	1	1	25	**18**	3	0	3	0	**0.633**	0.926	**1.559**	**0.593**	6	0.600
2014	9	36	19	4	0	**4**	35	16	12	0	0	0	0.528	0.972	1.500	0.528	9	1.000
2015	13	52	26	4	2	1	37	18	12	**3**	1	0	0.509	0.712	1.221	0.500	13	1.000
2016	14	48	27	**8**	2	1	42	18	11	0	1	1	0.560	0.875	1.435	**0.563**	2	0.143
2017	15	50	26	**5**	0	2	37	15	8	0	**4**	**2**	0.536	0.740	1.276	0.520	8	0.533
2018	15	50	23	7	0	3	39	21	12	2	3	1	0.481	0.780	1.261	0.460	15	1.000
2019	16	61	34	11	1	3	56	27	17	0	2	3	0.545	0.918	1.463	0.557	5	0.313

YEAR	G	AB	H	2B	3B	HR	TB	R	RBI	GWRBI	BB	SF	OBA	SA	OPS	BA	BARS	HA
14 Yrs.	196	653	308	69	10	23	466	249	137	9	36	10	0.492	0.714	1.206	0.472	153	0.781
Smith,Nick (The Dick)																		
2018	1	2	0	0	0	0	0	0	1	0	0	1	0.000	0.000	0.000	0.000	0	0.000
1 Yr.	1	2	0	0	0	0	0	0	1	0	0	1	0.000	0.000	0.000	0.000	0	0.000
Smutko,John (Elton)																		
2009	15	30	13	1	0	0	14	8	5	0	1	0	0.452	0.467	0.918	0.433	8	0.533
2010	7	19	6	0	**1**	0	8	4	4	0	0	0	0.316	0.421	0.737	0.316	2	0.286
2011	7	17	5	0	0	0	5	0	2	0	0	0	0.294	0.294	0.588	0.294	0	0.000
3 Yrs.	29	66	24	1	1	0	27	12	11	0	1	0	0.373	0.409	0.782	0.364	10	0.345
Snell,Ed (Steady Eddie)																		
1986	14	35	12	0	1	0	14	5	5	0	0	0	0.343	0.400	0.743	0.343	9	0.643
1 Yr.	14	35	12	0	1	0	14	5	5	0	0	0	0.343	0.400	0.743	0.343	9	0.643
Snyder,Judd (Duke)																		
1999	10	23	4	0	0	0	4	1	1	0	1	1	0.200	0.174	0.374	0.174	0	0.000
1 Yr.	10	23	4	0	0	0	4	1	1	0	1	1	0.200	0.174	0.374	0.174	0	0.000
Sommers,Dan (Doogie)																		
1980	2	5	1	0	1	0	3	0	NA		0	0	0.200	0.600	0.800	0.200		
1983 ROY	19	57	22	**3**	1	0	27	10	13	1	1	1	0.390	0.474	0.864	0.386		
1984	16	43	13	1	0	1	17	8	11	1	0	2	0.289	0.395	0.684	0.302		
1985	19	50	24	0	0	1	27	10	11	1	2	2	0.481	0.540	1.021	0.480	15	0.789
1986	21	57	13	1	1	0	16	6	4	0	0	1	0.224	0.281	0.505	0.228	13	0.619
1987	13	35	13	1	0	0	14	7	6	1	4	0	0.436	0.400	0.836	0.371	10	0.769
1988	19	49	19	1	0	2	26	7	8	0	1	2	0.385	0.531	0.915	0.388	18	0.947
1989	19	52	26	2	1	0	30	14	13	1	3	5	0.483	0.577	1.060	0.500	20	1.053
1990	19	46	24	**4**	0	1	31	12	9	0	2	2	**0.520**	**0.674**	**1.194**	**0.522**	16	0.842
1991	3	9	1	0	0	0	1	0	0	0	1	0	0.200	0.111	0.311	0.111	5	1.667
1992	1	4	3	0	0	0	3	1	0	0	0	0	0.750	0.750	1.500	0.750	1	1.000
11 Yrs.	151	407	159	13	4	5	195	75	75	5	14	15	0.397	0.479	0.876	0.391	98	0.860
Sommers,Tom (Zip)			**HALL OF FAME**															
1980	22	72	27	1	1	1	33	18	NA		**5**	1	0.410	0.458	0.869	0.375		
1981	23	71	37	0	0	0	37	19	12		4	1	0.539	0.521	1.061	0.521		
1982	22	63	24	0	0	1	27	13	5		4	0	0.418	0.429	0.846	0.381		
1983 MVH	**21**	**67**	**32**	0	**4**	1	**43**	**22**	9	**3**	3	0	**0.500**	**0.642**	**1.142**	**0.478**		
1984	**22**	63	26	1	**2**	0	31	19	2	0	**6**	0	0.464	0.492	0.956	0.413		
1985	21	56	28	0	0	0	28	20	7	0	**8**	1	0.554	0.500	1.054	0.500	**22**	**1.048**
1986	26	75	**31**	1	0	0	32	**18**	10	0	**9**	1	0.471	0.427	0.897	0.413	26	1.000
1987	16	38	20	1	0	0	21	10	7	0	7	0	**0.600**	**0.553**	**1.153**	**0.526**	24	**1.500**
1988	25	**81**	**30**	2	1	0	34	17	9	1	2	0	0.386	0.420	0.805	0.370	24	0.960
1989 MVH	25	76	**43**	2	**3**	0	**51**	**32**	17	0	**7**	0	**0.602**	**0.671**	**1.273**	**0.566**	24	0.960
1990 MVH	**29**	**89**	**43**	2	**2**	2	**55**	**24**	11	1	5	0	0.511	0.618	1.129	0.483	**31**	1.069
1991 MVH	**27**	**77**	**36**	**4**	**2**	0	**44**	**27**	10	0	**16**	1	**0.553**	0.571	**1.125**	**0.468**	**32**	1.185
1992 MVH	28	70	**41**	**3**	**2**	0	**48**	**36**	16	1	**15**	0	**0.659**	**0.686**	**1.345**	**0.586**	**33**	1.179
1993	26	**80**	**42**	1	2	1	**50**	**34**	11	1	**13**	0	**0.591**	0.625	1.216	**0.525**	28	1.077
1995	2	6	3	0	0	0	3	2	1	0	0	0	0.500	0.500	1.000	0.500	3	1.500
1996	2	8	5	0	0	0	5	5	2	0	0	0	0.625	0.625	1.250	0.625	2	1.000
1997	6	10	5	0	0	0	5	1	0	0	0	0	0.500	0.500	1.000	0.500	6	1.000
1998	2	5	4	1	0	0	5	3	1	0	1	0	0.833	1.000	1.833	0.800	2	1.000
2000	2	5	4	1	0	0	5	3	0	0	1	0	0.833	1.000	1.833	0.800	3	1.500
2001	4	14	8	1	0	0	9	2	2	0	0	0	0.571	0.643	1.214	0.571	4	1.000
2002	2	5	4	1	1	0	7	3	2	0	0	0	0.800	1.400	2.200	0.800	2	1.000
2004	1	3	2	0	0	0	2	0	0	0	0	0	0.667	0.667	1.333	0.667	1	1.000
2016	1	1	1	0	0	0	1	1	0	0	0	0	1.000	1.000	2.000	1.000	2	2.000
2017	2	1	0	0	0	0	0	0	0	0	1	0	0.500	0.000	0.500	0.000	2	1.000
2018	1	1	1	0	0	0	1	0	0	0	0	0	1.000	1.000	2.000	1.000	2	2.000
25 Yrs.	358	1037	497	22	20	6	577	329	134	7	107	5	0.526	0.556	1.082	0.479	273	1.101
Speer,Robert (Hitting Machine)																		
2014 ROY	13	39	19	3	2	2	32	20	14	1	0	3	0.452	0.821	1.273	0.487	10	0.769
2015	15	48	**33**	6	**8**	2	61	24	**34**	2	1	2	**0.667**	1.271	1.938	**0.688**	4	0.267
2016	12	46	24	1	**3**	1	34	16	21	**2**	2	**5**	0.491	0.739	1.230	0.522	5	0.417
2017	14	48	24	2	2	0	30	15	9	0	1	1	0.500	0.625	1.125	0.500	9	0.643
2018	15	50	29	2	2	4	47	19	23	1	1	1	0.577	0.940	1.517	0.580	5	0.333
2019	19	70	40	8	1	3	59	25	29	0	0	3	0.548	0.843	1.391	0.571	3	0.158
6 Yrs.	88	301	169	22	18	12	263	119	130	6	5	15	0.542	0.874	1.416	0.561	36	0.409
Strawbridge,Mike (Straw)																		
2015	1	3	2	1	0	0	3	1	3	0	0	0	0.667	1.000	1.667	0.667	0	0.000
2016 ROY	5	17	9	3	1	3	23	6	12	**2**	0	0	0.529	1.353	1.882	0.529	5	1.000
2017	13	44	25	1	**3**	4	44	16	23	**2**	0	0	0.568	**1.000**	**1.568**	0.568	8	0.615
2018	14	39	24	3	2	4	43	16	23	0	**5**	**3**	**0.617**	1.103	1.720	**0.615**	13	0.929
2019	17	54	28	7	1	5	52	25	29	1	4	3	0.525	0.963	1.488	0.519	17	**1.000**
5 Yrs.	50	157	88	15	7	16	165	64	90	5	9	6	0.564	1.051	1.615	0.561	43	0.860
Streeper,Mark (Streep)																		
2000 ROY	5	21	13	3	1	1	21	10	14	**1**	0	1	0.591	1.000	1.591	0.619	6	1.200
2001	3	8	2	0	0	0	2	3	1	0	2	0	0.400	0.250	0.650	0.250	2	0.667
2 Yrs.	8	29	15	3	1	1	23	13	15	1	2	1	0.531	0.793	1.324	0.517	8	1.000
Sturgeon,Jack (Hot Head)																		
1982	1	4	2	1	0	0	3	1	0		0	0	0.500	0.750	1.250	0.500		
1983	12	31	14	0	1	0	16	8	7		0	1	0.438	0.516	0.954	0.452		
1984	21	57	23	1	0	0	24	4	6		2	0	0.424	0.421	0.845	0.404		
1985	22	59	25	2	0	1	30	13	17	1	4	2	0.446	0.508	0.955	0.424	20	0.909
1986	21	56	20	2	0	0	22	8	11	1	2	1	0.373	0.393	0.766	0.357	19	0.905
1987	26	59	19	**3**	0	0	22	15	11	0	8	0	0.403	0.373	0.776	0.322	11	0.423
1988	16	42	14	0	0	1	17	9	7	1	0	1	0.326	0.405	0.730	0.333	18	1.125
1989	23	61	21	4	0	**1**	28	11	19	0	6	2	0.391	0.459	0.850	0.344	13	0.565
1990	13	34	13	1	1	0	16	3	6	0	0	0	0.382	0.471	0.853	0.382	2	0.154
1991	12	28	10	0	1	0	12	4	3	0	0	0	0.357	0.429	0.786	0.357	8	0.667

YEAR	G	AB	H	2B	3B	HR	TB	R	RBI	GWRBI	BB	SF	OBA	SA	OPS	BA	BARS	HA
1992	10	26	10	1	**2**	0	15	4	6	0	1	1	0.393	0.577	0.970	0.385	4	0.400
1993	7	13	4	0	0	0	4	4	2	0	0	1	0.286	0.308	0.593	0.308	1	0.143
1994	6	14	5	0	0	0	5	1	2	0	0	0	0.357	0.357	0.714	0.357	3	0.500
1995	1	2	1	0	0	0	1	1	0	0	0	0	0.500	0.500	1.000	0.500	0	0.000
14 Yrs.	191	486	181	15	5	3	215	86	97	3	23	9	0.394	0.442	0.836	0.372	99	0.631
Sturgeon,Tom (Sturge)																		
1980	21	69	31	3	0	2	40	20	NA	0	0	2	0.437	0.580	1.016	0.449		
1981	10	32	11	2	0	0	13	9	3	0	0	1	0.333	0.406	0.740	0.344		
1982	16	44	18	2	1	0	22	13	14	0	1	1	0.413	0.500	0.913	0.409		
1983	11	28	11	1	0	**2**	18	7	9	0	1	1	0.400	0.643	1.043	0.393		
1984	9	28	17	0	0	0	17	9	3	0	0	0	0.607	0.607	1.214	0.607		
1987	1	2	0	0	0	0	0	0	0	0	0	0	0.000	0.000	0.000	0.000	0	0.000
6 Yrs.	68	203	88	8	1	4	110	58	29	0	2	5	0.429	0.542	0.970	0.433	0	0.000
Tabor,Paul (Moose)																		
1989	7	22	9	0	0	0	9	8	6	0	0	2	0.375	0.409	0.784	0.409	7	1.000
1990	24	68	28	1	1	1	34	14	9	2	0	2	0.400	0.500	0.900	0.412	20	0.833
1991	1	1	1	0	0	0	1	0	0	0	0	0	1.000	1.000	2.000	1.000	1	1.000
1992	4	14	6	0	1	0	8	1	5	0	0	1	0.400	0.571	0.971	0.429	5	1.250
1993	9	23	9	1	0	0	10	5	4	0	0	2	0.360	0.435	0.795	0.391	10	1.111
5 Yrs.	45	128	53	2	2	1	62	28	24	2	0	7	0.393	0.484	0.877	0.414	43	0.956
Thorpe,Jim (The Franchise)																		
1985 ROY	15	40	13	1	1	1	19	8	9	0	1	1	0.333	0.475	0.808	0.325	11	0.733
1986	5	11	6	1	0	0	7	1	3	0	0	0	0.545	0.636	1.182	0.545	1	0.200
2 Yrs.	20	51	19	2	1	1	26	9	12	0	1	1	0.377	0.510	0.887	0.373	12	0.600
Toner,Jack (Boner)																		
1980	20	51	19	1	0	1	23	19	NA	0	0	1	0.365	0.451	0.816	0.373		
1981	18	54	19	0	0	0	19	10	9	0	0	1	0.345	0.352	0.697	0.352		
1982	6	19	6	0	0	0	6	4	3	0	0	0	0.316	0.316	0.632	0.316		
1983	15	42	16	0	0	0	16	8	5	0	1	0	0.395	0.381	0.776	0.381		
1984	2	5	1	0	0	0	1	1	0	0	0	0	0.200	0.200	0.400	0.200		
1986	1	2	0	0	0	0	0	0	0	0	0	0	0.000	0.000	0.000	0.000	0	0.000
1987	1	1	1	0	0	0	1	1	0	0	0	0	1.000	1.000	2.000	1.000	3	3.000
1988	2	2	0	0	0	0	0	0	0	0	0	0	0.000	0.000	0.000	0.000	3	1.500
8 Yrs.	65	176	62	1	0	1	66	43	17	0	1	2	0.352	0.375	0.727	0.352	6	1.500
Trollinger,Jason (Voorhees)																		
2011	13	37	13	0	1	0	15	10	6	0	0	0	0.351	0.405	0.757	0.351	4	0.308
1 Yr.	13	37	13	0	1	0	15	10	6	0	0	0	0.351	0.405	0.757	0.351	4	0.308
Van Wagner,Bill (Sky)																		
1990	11	24	11	0	1	0	13	4	4	0	0	0	0.458	0.542	1.000	0.458	7	0.636
1 Yr.	11	24	11	0	1	0	13	4	4	0	0	0	0.458	0.542	1.000	0.458	7	0.636
Weaver,George (Doodles)																		
1980	13	38	14	0	0	0	14	6	NA	0	1	0	0.385	0.368	0.753	0.368		
1 Yr.	13	38	14	0	0	0	14	6	0	0	1	0	0.385	0.368	0.753	0.368		
Weiss, Claude (The Mice)																		
1994 ROY	4	10	4	1	0	0	5	1	4	0	0	1	0.364	0.500	0.864	0.400	4	1.000
1 Yr.	4	10	4	1	0	0	5	1	4	0	0	1	0.364	0.500	0.864	0.400	4	1.000
Weller,Bob (Cellar Dweller)																		
1982 ROY	9	25	10	2	2	1	19	7	4	0	1	0	0.423	0.760	1.183	0.400		
1984	4	12	5	1	1	1	11	3	10	0	0	0	0.417	0.917	1.333	0.417		
1992	11	27	7	0	0	0	7	4	2	0	1	0	0.286	0.259	0.545	0.259	13	1.182
1993	12	17	6	0	0	0	6	2	5	0	0	0	0.353	0.353	0.706	0.353	12	1.000
1994	12	30	17	1	0	2	24	5	7	0	0	0	0.567	0.800	1.367	0.567	13	1.083
1996	2	1	1	0	0	0	1	0	0	0	0	0	1.000	1.000	2.000	1.000	2	1.000
6 Yrs.	50	112	46	4	3	4	68	21	28	0	2	0	0.421	0.607	1.028	0.411	40	1.081
Werner,Doug (The 18% Solution)																		
1993	2	5	1	0	0	0	1	0	0	0	0	0	0.200	0.200	0.400	0.200	3	1.500
1 Yr.	2	5	1	0	0	0	1	0	0	0	0	0	0.200	0.200	0.400	0.200	3	1.500
Widner,Tom (T-Dub)																		
2005	2	4	1	0	0	0	1	0	4	0	0	2	0.167	0.250	0.417	0.250	0	0.000
1 Yr.	2	4	1	0	0	0	1	0	4	0	0	2	0.167	0.250	0.417	0.250	0	0.000
Wilhauer,Chuck (the Buck)																		
2012	11	25	5	0	0	0	5	2	0	0	0	0	0.200	0.200	0.400	0.200	7	0.636
1 Yr.	11	25	5	0	0	0	5	2	0	0	0	0	0.200	0.200	0.400	0.200	7	0.636
Wilson,Mark (Mookie)																		
1987 ROY	25	62	18	1	1	1	24	8	**16**	0	1	4	0.284	0.387	0.671	0.290	25	1.000
1988	**27**	74	**30**	2	1	2	**40**	11	19	0	0	1	0.400	0.541	0.941	0.405	26	0.963
1989	11	35	9	1	1	0	12	8	1	1	0	1	0.250	0.343	0.593	0.257	12	1.091
1990	**29**	65	20	2	1	0	24	12	15	0	1	5	0.296	0.369	0.665	0.308	**31**	1.069
1991	25	69	23	0	**2**	2	33	12	8	0	2	0	0.352	0.478	0.830	0.333	27	1.080
1992	22	60	24	1	1	**1**	30	9	26	1	4	3	0.418	0.500	0.918	0.400	25	1.136
1993	24	73	29	1	1	2	38	14	13	0	3	0	0.421	0.521	0.942	0.397	25	1.042
7 Yrs.	163	438	153	8	8	8	201	74	98	2	11	14	0.354	0.459	0.813	0.349	171	1.049
Yancik,Jim (Hollywood)																		
1995 MVH	23	64	33	3	**4**	**4**	**56**	24	**25**	0	5	1	**0.543**	**0.875**	**1.418**	**0.516**	25	1.087
1996	15	45	21	3	1	2	32	11	13	1	3	4	0.462	0.711	1.173	0.467	4	0.267
1997	20	55	22	2	1	3	35	17	9	**1**	1	0	0.411	0.636	1.047	0.400	3	0.150
1998	3	6	3	0	0	0	3	0	1	0	2	0	0.625	0.500	1.125	0.500	0	0.000
1999	13	42	17	1	0	0	18	13	5	0	3	1	0.435	0.429	0.863	0.405	0	0.000
2000	7	17	6	0	0	0	6	4	2	0	3	1	0.429	0.353	0.782	0.353	0	0.000
6 Yrs.	81	229	102	9	6	9	150	69	55	2	17	7	0.470	0.655	1.125	0.445	32	0.395
Yancik,John (No Swing)																		
1995	12	24	4	1	0	0	5	4	3	1	3	0	0.259	0.208	0.468	0.167	27	2.250
1 Yr.	12	24	4	1	0	0	5	4	3	1	3	0	0.259	0.208	0.468	0.167	27	2.250

LIFETIME PITCHING ROSTER

Year	Games	Wins	Losses	Win Pct.	Shut Outs
Centrella, Justin (Cench)					
2011	1	1	0	1.000	0
2012	1	0	1	0.000	0
2013	**13**	**3**	**10**	0.231	0
2014	2	2	0	1.000	0
4	17	6	11	0.353	0
Charlton, Paul (Frog Hog)					
1980	1	0	0	0.000	0
1981	**9**	**6**	**3**	0.667	0
1982	2	0	1	0.000	0
1984	1	0	0	0.000	0
1988	1	0	1	0.000	0
1989	2	1	1	0.500	0
1991	1	0	0	0.000	0
7	17	7	6	**0.538**	0
Clark, Stan (Puddin)					
1980	**25**	**13**	**12**	**0.520**	0
1981	9	**6**	2	**0.750**	0
1982	**22**	**7**	**14**	**0.333**	**1**
1983	**20**	**8**	**12**	**0.400**	**1**
1984	**16**	**7**	**9**	0.438	**1**
1985	**18**	**11**	**7**	**0.611**	**1**
1986	5	0	4	0.000	0
1987	**20**	**6**	**14**	**0.300**	**1**
1988	2	1	1	0.500	0
1989	6	1	5	0.167	0
1990	**20**	**7**	**13**	0.350	0
1991	**21**	**3**	**18**	0.143	0
1992	**19**	**6**	**13**	0.316	0
1993	**23**	**6**	**15**	0.286	0
1994	**23**	**3**	**20**	**0.130**	0
1995	**25**	**8**	**17**	**0.320**	0
1996	**23**	**7**	**16**	**0.304**	0
1997	**21**	**7**	**14**	**0.333**	0
1998	**21**	**2**	**19**	**0.095**	0
1999	**23**	**2**	**21**	**0.087**	0
2000	**22**	**9**	**13**	**0.409**	0
2001	**22**	**10**	**12**	**0.455**	0
2002	**22**	**11**	**11**	**0.500**	0
2003	**19**	**8**	**11**	**0.421**	0
2004	**15**	**3**	**12**	**0.200**	0
25	**462**	**152**	**305**	0.333	**5**
Draves, Ed (Graves)					
2018	1	0	1	0.000	0
1	1	0	1	0.000	0
MacFarland, Dave (Macos)					
1980	2	0	0	0.000	0
1981	4	2	2	0.500	0
1982	1	0	1	0.000	0
1983	2	2	0	1.000	0
1984	2	0	1	0.000	0
1985	1	0	1	0.000	0
1986	10	1	**9**	0.100	0
1988	7	3	3	0.500	0
1989	1	0	1	0.000	0
1997	1	0	0	0.000	0
10	31	8	18	0.308	0
Mathas, John (Jammer)					
1981	1	0	1	0.000	0
1984	6	3	2	**0.600**	0
2	7	3	3	0.500	0

Year	Games	Wins	Losses	Win Pct.	Shut Outs
McNew, Noel (The A-Hoel)					
2005	**16**	**7**	**9**	**0.438**	0
2006	6	2	4	0.333	0
2007	2	1	1	0.500	0
2008	2	0	2	0.000	0
2009	3	0	3	0.000	0
2010	1	1	0	1.000	0
2011	3	**3**	0	1.000	0
2012	4	**2**	2	0.500	0
2013	2	1	1	0.500	0
2014	**14**	**8**	**6**	**0.571**	0
2015	**17**	**12**	**5**	**0.706**	0
2016	**17**	**11**	**6**	**0.647**	0
2017	**16**	**7**	**9**	**0.438**	0
2018	**16**	**10**	**6**	**0.625**	0
2019	**21**	**9**	**12**	**0.429**	0
15	140	74	66	0.529	0
Pass, Elmer (Strawman)					
2001	1	0	1	0.000	0
2002	1	0	1	0.000	0
2003	1	0	1	0.000	0
2004	1	1	0	1.000	0
2006	**11**	**5**	**6**	**0.455**	0
2007	**14**	**5**	**9**	**0.357**	0
2008	**16**	**5**	**11**	**0.313**	**1**
2009	**15**	**8**	**7**	**0.533**	**1**
2010	**10**	**3**	**7**	**0.300**	0
2011	**13**	**3**	**10**	**0.231**	0
2012	**10**	1	**9**	**0.100**	0
2016	1	0	0	0.000	0
12	94	31	62	0.333	2
Pierson, Dave (No-Bar)					
1997	1	0	1	0.000	0
1998	1	0	1	0.000	0
2000	1	0	0	0.000	0
3	3	0	2	0.000	0
Rock, Rich (Pooper Scooper)					
1988	2	1	1	0.500	0
1989	2	0	1	0.000	0
1990	1	0	0	0.000	0
1993	1	0	0	0.000	0
1995	3	2	0	1.000	0
1996	1	0	1	0.000	0
6	10	3	3	0.500	0
Rugh, Chris (Rugh)					
2017	2	2	0	1.000	0
2018	2	0	2	0.000	0
2019	1	1	0	1.000	0
3	5	3	2	0.600	0
Salamone, Chuckie (Cheese)					
1999	1	0	1	0.000	0
1	1	0	1	0.000	0
Sturgeon, Jack (Hot Head)					
1984	1	0	0	0.000	0
1985	1	0	1	0.000	0
1986	**12**	**4**	8	**0.333**	**1**
1987	5	1	4	0.200	0
1988	**15**	**9**	**6**	**0.600**	0
1989	**17**	**7**	**10**	**0.412**	0
1990	8	3	4	**0.429**	**1**
1991	6	1	5	**0.167**	0
1992	5	2	3	**0.400**	**1**
1993	5	2	3	**0.400**	0
1994	1	0	1	0.000	0
11	76	29	45	0.392	3

HOGS TEAM RECORDS

HOGS SOFTBALL TEAM SUMMARY - 1980-2019

Year	Wins	L	Pct.	AB	R	H	2B	3B	HR	TB	RBI	BB	SF	OBA	SA	OPS	BA	Pgms	Pbars	H. Avg	P/G	B/G
1980	13	12	0.520	817	214	329	29	16	27	471	NA	14	13	0.406	0.576	0.983	0.403					
1981	**16**	8	0.667	728	178	287	13	14	13	367	155	27	14	0.408	0.504	0.912	0.394					
1982	7	17	0.292	692	134	253	18	11	7	314	119	23	12	0.380	0.454	0.833	0.366					
1983	10	12	0.455	705	152	266	13	15	7	330	131	23	16	0.388	0.468	0.857	0.377					
1984	10	12	0.455	691	142	258	20	9	9	323	122	19	8	0.386	0.467	0.853	0.373					
1985	13	9	0.591	598	160	245	9	9	14	314	136	37	18	0.432	0.525	0.957	0.410	232	221	0.953	10.5	10.0
1986	6	21	0.222	762	129	278	17	6	7	328	110	25	20	0.375	0.430	0.806	0.365	298	262	0.879	11.0	9.7
1987	9	18	0.333	746	143	245	18	8	6	297	123	52	11	0.367	0.398	0.765	0.328	322	315	0.978	11.9	11.7
1988	15	12	0.556	807	152	296	22	8	11	367	134	22	15	0.377	0.455	0.832	0.367	311	314	1.010	11.5	11.6
1989	9	18	0.333	813	167	295	31	10	2	352	148	40	25	0.382	0.433	0.815	0.363	310	302	0.974	11.5	11.2
1990	11	17	0.393	**898**	172	342	14	13	15	427	157	40	**27**	0.396	0.476	0.871	0.381	**373**	**387**	1.038	**12.9**	13.3
1991	4	**23**	0.148	788	164	276	20	12	9	347	130	68	15	0.395	0.440	0.835	0.350	313	347	1.109	11.6	12.9
1992	11	16	0.407	781	184	311	16	8	4	355	167	**73**	22	0.438	0.455	0.893	0.398	327	373	1.141	11.3	12.9
1993	9	18	0.333	851	195	350	19	9	8	411	166	60	17	0.442	0.483	0.925	0.411	347	362	1.043	12.9	**13.4**
1994	3	21	0.125	653	127	231	17	5	7	279	111	49	10	0.393	0.427	0.821	0.354	260	265	1.019	10.8	11.0
1995	10	17	0.370	794	170	305	15	19	7	379	151	49	15	0.413	0.477	0.890	0.384	305	348	**1.141**	11.3	12.9
1996	7	17	0.292	714	177	312	23	18	16	419	157	31	14	0.452	0.587	1.039	0.437	258	174	0.674	10.8	7.3
1997	7	17	0.292	657	154	253	17	8	18	340	126	29	16	0.402	0.518	0.919	0.385	294	240	0.816	11.8	9.6
1998	2	22	0.083	645	153	277	22	10	12	355	141	33	14	0.448	0.550	0.998	0.429	229	201	0.878	10.4	8.4
1999	2	22	0.083	685	171	289	21	7	21	387	159	38	12	0.445	0.565	1.010	0.422	252	199	0.790	10.1	8.0
2000	9	15	0.375	705	223	318	28	12	12	406	199	50	18	0.476	0.576	1.052	0.451	220	205	0.932	10.0	9.3
2001	11	13	0.458	737	175	305	16	15	19	408	153	31	10	0.432	0.554	0.985	0.414	238	184	0.773	10.8	8.4
2002	11	12	0.478	795	229	360	36	15	23	495	211	64	13	0.486	0.623	1.109	0.453	255	211	0.827	10.6	8.8
2003	10	12	0.455	651	171	282	33	10	15	380	165	46	11	0.463	0.584	1.047	0.433	207	197	0.952	10.4	9.9
2004	4	13	0.235	473	112	188	18	13	13	271	104	32	11	0.426	0.573	0.999	0.397	175	177	1.011	10.3	10.4
2005	7	11	0.389	593	158	263	31	18	8	354	134	20	15	0.451	0.597	1.048	0.444	175	156	0.891	9.7	8.7
2006	7	10	0.412	552	157	226	34	12	12	320	137	32	12	0.433	0.580	1.013	0.409	193	167	0.865	11.4	9.8
2007	8	10	0.444	480	125	203	30	10	5	268	115	15	8	0.433	0.558	0.992	0.423	150	141	0.940	8.3	7.8
2008	5	13	0.278	527	91	187	10	9	3	224	80	6	13	0.353	0.425	0.779	0.355	187	136	0.727	10.4	7.6
2009	8	10	0.444	571	147	235	36	11	4	305	138	32	14	0.433	0.534	0.967	0.412	203	150	0.739	11.3	8.3
2010	4	7	0.364	335	75	128	18	6	4	170	64	11	5	0.396	0.507	0.903	0.382	121	81	0.669	11.0	7.4
2011	7	10	0.412	597	217	289	38	8	29	430	204	28	12	0.498	0.720	1.218	0.484	190	125	0.658	11.2	7.4
2012	3	12	0.200	494	136	208	32	6	25	327	130	22	5	0.441	0.662	1.103	0.421	181	138	0.762	12.1	9.2
2013	4	11	0.267	454	120	188	24	12	16	284	117	20	2	0.437	0.626	1.063	0.414	179	103	0.575	11.9	6.9
2014	10	6	0.625	556	193	263	32	16	19	384	187	10	16	0.469	0.691	1.160	0.473	170	100	0.588	10.6	6.3
2015	12	5	**0.706**	561	202	275	44	20	19	416	188	26	18	0.498	0.742	1.239	0.490	172	79	0.459	10.1	4.6
2016	11	6	0.647	576	212	282	45	15	31	450	197	33	27	0.495	0.781	1.277	0.490	186	127	0.683	10.9	7.5
2017	9	9	0.500	584	185	281	23	15	25	409	171	29	13	0.495	0.700	1.196	0.481	197	143	0.726	10.9	7.9
2018	10	9	0.526	616	193	294	45	15	27	450	191	20	15	0.482	0.731	1.213	0.477	205	163	0.795	10.8	8.6
2019	10	12	0.455	774	**293**	**394**	**91**	**21**	**41**	**650**	**289**	27	19	**0.513**	**0.840**	**1.353**	**0.509**	228	160	0.702	10.4	7.3
Totals	334	535	0.384	26456	6652	10867	1038	474	570	14563	5817	1306	571	0.430	0.550	0.980	0.411	8263	7253	0.878	11.0	9.6

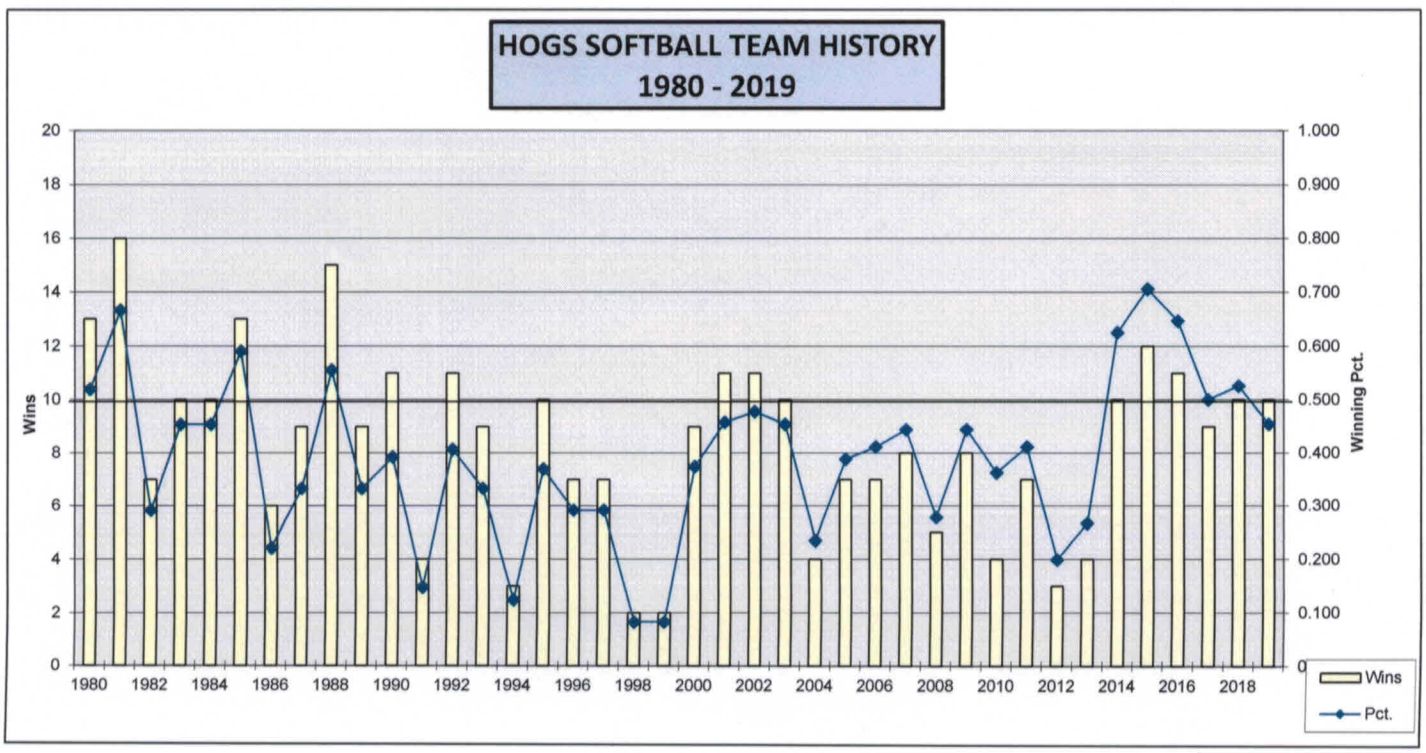

HISTORIC HOGS PICTURES 1

The Managers



Zip - 1980-93 14 Seasons
143 Wins, 213 Losses .402



Eggy - 1994 1 Season
3 Wins, 21 Losses .125



Areno - 1995-04 10 Seasons
73 Wins, 160 Losses .313

Andy - 2005-17 13 Seasons
95 Wins, 120 Losses .442



Chris - 2018-19 2 Seasons
20 Wins, 21 Losses .488

Hall of Fame Night at the Stables - 2016

Hall of Famers at Hall of Fame Night - 2017

2017 Hogs Team Picture

HISTORIC HOGS PICTURES 2



Hogs at Hooters - 2018

2015 Hogs Team Picture

Hogs at Hooters- 2015

Hogs at the Stables - 2001

Hogs at the Stables - 2004



Hogs at the Stables - 2009

Hogs at Hooters - 2011

Hogs at Hooters - 2014